

AVENIR - POD 15 PLANTING PLANS

SHEET INDEX

Sheet L-1	COVER SHEET
Sheet L-1a	DETAILS, SPECIFICATION, AND NOTES
Sheet L-1b	PLANT LIST
Sheet L-1c	SECTION GRAPHICS
Sheet L-2	ENTRY PLANTING PLAN
Sheet L-3	ENTRY PLANTING PLAN
Sheet L-4	SPINE ROAD PLANTING PLAN
Sheet L-5	SPINE ROAD PLANTING PLAN
Sheet L-6	SPINE ROAD PLANTING PLAN
Sheet L-7	SPINE ROAD PLANTING PLAN
Sheet L-8	SPINE ROAD PLANTING PLAN
Sheet L-9	SECONDARY ENTRY PLANTING PLAN
Sheet L-10	PLANTING PLAN
Sheet L-11	PLANTING PLAN
Sheet L-12	PLANTING PLAN
Sheet L-13	PLANTING PLAN
Sheet L-14	PLANTING PLAN
Sheet L-15	PLANTING PLAN
Sheet L-16	PLANTING PLAN
Sheet L-17	PLANTING PLAN
Sheet L-18	PLANTING PLAN
Sheet L-19	PLANTING PLAN
Sheet L-20	PLANTING PLAN
Sheet L-21	PLANTING PLAN
Sheet L-22	PLANTING PLAN
Sheet L-23	PLANTING PLAN
Sheet L-24	PLANTING PLAN
Sheet L-25	PLANTING PLAN
Sheet L-26	PLANTING PLAN
Sheet L-27	PLANTING PLAN
Sheet L-28	PLANTING PLAN
Sheet L-29	PLANTING PLAN
Sheet L-30	PLANTING PLAN
Sheet L-31	PLANTING PLAN
Sheet L-32	PLANTING PLAN
Sheet L-33	PLANTING PLAN
Sheet L-34	PLANTING PLAN
Sheet L-35	PLANTING PLAN
Sheet L-36	PLANTING PLAN
Sheet L-37	PLANTING PLAN
Sheet L-38	PLANTING PLAN
Sheet L-39	PLANTING PLAN
Sheet L-40	PLANTING PLAN
Sheet L-41	PLANTING PLAN
Sheet L-42	PLANTING PLAN
Sheet L-43	PLANTING PLAN
Sheet L-44	PLANTING PLAN
Sheet L-45	PLANTING PLAN
Sheet L-46	PLANTING PLAN
Sheet L-47	PLANTING PLAN
Sheet L-48	PLANTING PLAN
Sheet L-49	PLANTING PLAN
Sheet L-50	PLANTING PLAN
Sheet L-51	PLANTING PLAN
Sheet L-52	PLANTING PLAN
Sheet L-53	PLANTING PLAN
Sheet L-54	PLANTING PLAN
Sheet L-55	PLANTING PLAN
Sheet L-56	PLANTING PLAN
Sheet L-57	PLANTING PLAN
Sheet L-58	PLANTING PLAN
Sheet L-59	PLANTING PLAN
Sheet L-60	PLANTING PLAN
Sheet L-61	PLANTING PLAN
Sheet L-62	PLANTING PLAN
Sheet L-63	PLANTING PLAN
Sheet L-64	PLANTING PLAN
Sheet L-65	PLANTING PLAN
Sheet L-66	PLANTING PLAN
Sheet L-67	PLANTING PLAN
Sheet L-68	PLANTING PLAN

KEY MAP



Symbols Legend

D.E.	DRAINAGE EASEMENT	O.E.	OVERHANG EASEMENT
L.M.T.	LAKE MAINTENANCE TRACT	E.O.W.	EDGE OF WATER
R.O.W.	RIGHT OF WAY	L.E.	LANDSCAPE EASEMENT
U.E.	UTILITY EASEMENT	D.A.T.	DRAINAGE ACCESS TRACT
S.U.A.E.	SEACOAST UTILITY AUTHORITY EASEMENT	O.S.	OPEN SPACE
FH	FIRE HYDRANT	SI	SIGN
STM	STORM SEWER LINE WITH MANHOLE	LN	LOT NUMBER
STM _{CB}	STORM SEWER LINE WITH CATCH BASIN	FD	FIRE HYDRANT
SAN	SANITARY SEWER LINE WITH MANHOLE	RB	ROOT BARRIER
WM	WATER MAIN		
W.S.V.C.	WATER SVC. TO LOT WITH METER W.M.		
S.S.V.C.	SANITARY SVC. TO LOT WITH CLEANOUT C.O.		

Open Space and Landscape Point Data

GROSS ACREAGE:	256.12 ACRES
OPEN SPACE REQUIRED:	84.88 AC. MIN. 33.0%
OPEN SPACE PROVIDED:	
LANDSCAPE / SOD AREAS / L.M.T.*	48.79 AC. / 2,045,056.1431 SF. 18.2%
PRIVATE OPEN SPACE	32.19 AC. / 1,391,113.49 SF. 12.5%
WATER BODIES SURFACE AREA**	44.93 AC. / 1,951,150.80 SF. 17.5%
RECREATION FACILITIES (PARKS) @ 50%	1.65 AC. / 72,111.0670 SF. 0.6%
	129.66 AC. / 5,414,091.4919 SF. 48.8%

* L.M.T. is planted with sod and does not include a sidewalk; the corresponding acreage is included in the landscape/sod areas.
** Water bodies not to exceed 50% of required Open Space.

LANDSCAPE POINTS	
REQUIRED	
4 PTS / 100 SF	
LANDSCAPE / SOD AREAS + RECREATION FACILITIES (PARKS) - L.M.T. (850,120,543 SF) = 1,939,611.6	
1,939,611.6 SF x 4 / 100 = 120,481 POINTS REQUIRED	
PROVIDED (does not include littoral plantings)	
Trees	21,275 pts
Accent Trees	3,420 pts
Palms	11,451.1 pts
Groundcover	8,106 pts
Shrubs and Accents	68,916 pts
Sod	25,649.9 pts
144,210 POINTS PROVIDED	

PROJECT: AVENIR POD 15
PETITION: SPLN-21-06-000052
DEV ORD: RESOLUTION 23, 2022
DATE: MAY 5, 2022
PJT MGR: BRETT A. LEONE, SENIOR PLANNER

PARKER-YANNETTE
 design group, inc.
 LANDSCAPE ARCHITECTURE
 PLANNING • GRAPHICS
 4425 Military Trail
 Suite 202
 Jupiter, Florida 33458
 Telephone: (561) 747-5069
 Fax: (561) 747-2041
 Email: mail@pydg.com
 License #LA-0001347

AVENIR - POD 15
PALM BEACH GARDENS, FLORIDA
COVER SHEET

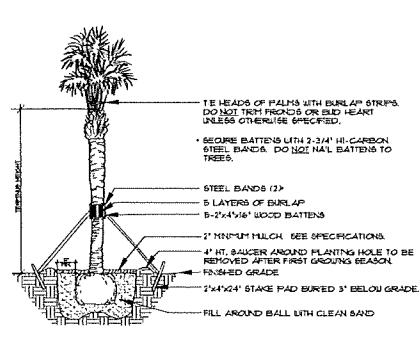
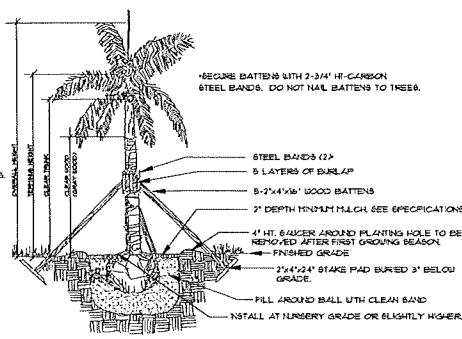
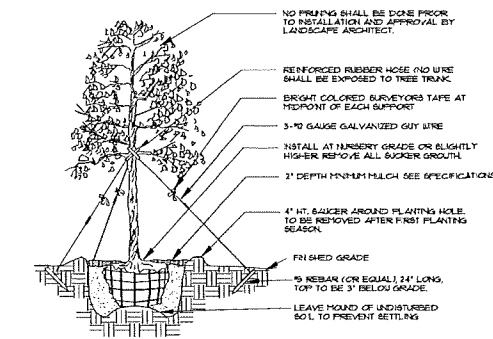
DATE: 6/30/21
 DRAWN BY: AJO
 JOB NO.: 20-149
 SCALE:
 FILENAME: Avenir L6

REVISIONS:
 1/6/22 Resubmittal
 3/6/22 Resubmittal
 3/28/22 Resubmittal

PER FLORIDA ADMIN. CODE
 RULE 61G10-22.1(2), THE
 SIGNATURE AND SEAL
 AFFIXED BELOW CERTIFIES
 THE CONTENTS OF BOOK
 LISTED IN THE SHEET INDEX
 IN FULL OF EACH WORK
 BEING SIGNED AND SEALED
 INDIVIDUALLY.

COVER SHEET
 SHEET:
L-1

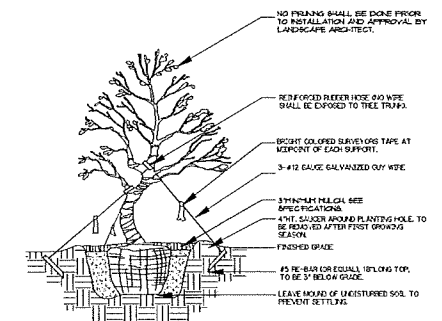
Planting Details



Tree Planting

SEE SPECIFICATIONS FOR BACKFILL MIXTURE AND FERTILIZATION.

BRACING - SPECIAL SITE CONDITIONS MAY REQUIRE MODIFICATION TO BRACING TECHNIQUE. LANDSCAPE CONTRACTOR WILL ADJUSTIVELY BRACE (OR WIRE) ALL TREES TO PREVENT EXCESSIVE MOVEMENT & MAINTAIN A VERTICAL POSITION.



Irregular & Multi-Stem Tree Planting

FOR TREES 6-14 FT.

SEE SPECIFICATIONS FOR BACKFILL MIXTURE AND FERTILIZATION.

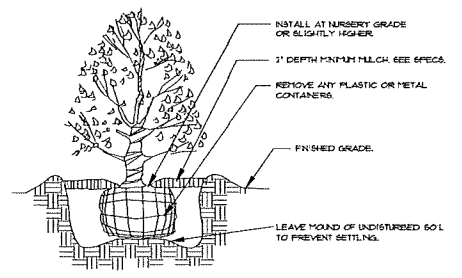
BRACING - SPECIAL SITE CONDITIONS MAY REQUIRE MODIFICATION TO BRACING TECHNIQUE. LANDSCAPE CONTRACTOR WILL ADJUSTIVELY BRACE (OR WIRE) ALL TREES TO PREVENT EXCESSIVE MOVEMENT & MAINTAIN A VERTICAL POSITION.

Palm Planting

APPLIES TO: ROYAL PALMS, QUEEN PALMS, ALEXANDER PALMS, MANILA PALMS.

SEE SPECIFICATIONS FOR BACKFILL MIXTURE AND FERTILIZATION.

BRACING - SPECIAL SITE CONDITIONS MAY REQUIRE MODIFICATION TO BRACING TECHNIQUE. LANDSCAPE CONTRACTOR WILL ADJUSTIVELY BRACE ALL PALMS TO PREVENT EXCESSIVE MOVEMENT & MAINTAIN A VERTICAL POSITION.



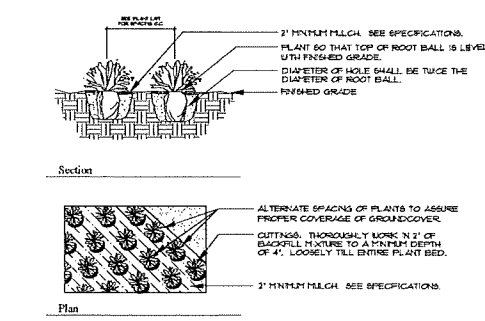
Shrub Planting

SEE SPECIFICATIONS FOR BACKFILL MIXTURE AND FERTILIZATION.

Palm Planting

APPLIES TO: BABAL PALMS, WASHINGTON PALMS, CANARY ISLAND DATE PALMS, REGAL DATE PALMS.

SEE SPECIFICATIONS FOR BACKFILL MIXTURE AND FERTILIZATION.



Groundcover Planting

SEE SPECIFICATIONS FOR BACKFILL MIXTURE AND FERTILIZATION.

Plant Specifications

SPECIES AND SIZE shall conform to those indicated on the drawings. Nomenclature shall conform to STANDARDIZED PLANT NAMES, current edition. All nursery stock shall be in accordance with Grades and Standards for Nursery Plants Parts I & II, latest edition published by the Florida Department of Agriculture and Consumer Services. All plants not otherwise specified as being Florida Fancy or Specimen, shall be Florida Grade Number 1 or better as determined by the Florida Division of Plant Industry. Specimen means an exceptionally heavy, symmetrical, tightly knit plant, so trained or favored in its development that first appearance is unquestionable and outstandingly superior in form, number of branches, compactness and symmetry.

GENERAL REQUIREMENTS

All plants shall be freshly dug, sound, healthy, vigorous, well branched and free of disease and insect eggs and larvae, and shall have adequate root systems. Trees for planting rows shall be uniform in size and shape. All materials shall be subject to approval by the Landscape Architect. Where any requirements are omitted from the plant list, the plants furnished shall be normal for the variety. Plants shall be pruned prior to delivery only upon the approval of the Landscape Architect.

CONTAINER GROWN STOCK

All container grown material shall be healthy, vigorous, well rooted plants, and established in the container in which they are sold. The plants shall have tops which are good quality and in a healthy growing condition. An established container grown plant shall be grown in that container sufficiently long enough for the new fibrous roots to have developed so that the root mass will retain its shape and hold together when removed from the container. Plant root bound in containers are unacceptable.

MEASUREMENTS

Trees: Height shall be measured from ground to the average height of canopy. Spread shall be measured to the end of branching equally around the crown from the center of the trunk. Measurements are not to include any terminal growth. Single trunk trees shall be free of "Y" crotches that could be points of weak limb structure or disease infestation.

Shrubs: Heights shall be measured from the ground to the average points where mature plant growth stops. Spread shall be measured to the end of branching equally around the shrub mass. Measurements are not to include any terminal growth.

Palms: Clear Trunk (C.T.) shall be measured from the ground at the time of installation to the point where the mature aged trunk joins the immature or green portion of the trunk or the head.

Overall height (O.H.) shall be measured from the ground at the time of installation to a point three quarters the length of the unopened bud. Palms with nerved or burred trunks will not be accepted.

SOIL

Planting soil for use in preparing backfill for plant pits shall be added at a rate of seventy-five (75%) percent to twenty-five (25%) percent existing soil. This soil mix shall be used in all plant pits except 50 cal palms upon shall be backfilled with clean sand. Planting soil shall be a fertile, friable natural topsoil or loamy character. It shall contain forty (40) to fifty (50) percent decomposed organic matter and shall be free from heavy clay, stones, lime, plants, roots or other foreign materials or noxious grasses (such as Bermuda or nut grass) and noxious weeds. It shall not contain toxic substances which may be harmful to plant growth.

COMMERCIAL FERTILIZER

Two fertilizers shall be used in all types of plantings, except palms. Granular fertilizer shall be uniform in composition, dry and free floating. This fertilizer shall be delivered to the site in the original unopened bags, each bearing the manufacturer's statement of analysis, and shall meet the following requirements: fifteen (15%) percent nitrogen, seven (7%) percent phosphorus, twelve (12%) percent potassium, plus iron. Tablet fertilizer ("Agriform" or equal) in 21 gram size shall meet the following requirements: twenty (20%) percent nitrogen, ten (10%) percent phosphorus, five (5%) percent potassium.

The two fertilizers will be applied at the following rates:

PLANT SIZE	16-1-12	'AGRIFORM' TABLET (21 Grams)
1 gal.	1/4 lb.	1
3 gal.	1/3 lb.	2
1-1/2 gal.	1/2 lb.	4
1'-6" caliper	2 lbs./1" caliper	2 1/2 caliper
6" and larger	3 lbs./1" caliper	2 1/2 caliper

'Florida East Coast Palm Special' will be applied to all palms at installation at a rate of 1/2 lb. per inch of trunk caliper unless otherwise specified.

MULCH

Mulch material shall be two (2) inches of shredded melaleuca mulch (sterilized and free of seeds) or approved equal, moistened at the time of application to prevent wind displacement.

SUBSTITUTIONS

No substitutions of plant material types or size will be allowed without written consent of the Landscape Architect. B&B material will not be accepted as substitute for container grown material unless previously approved. Alternate substitutions shall be indicated in bid.

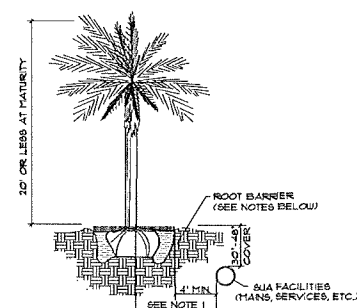
General Planting Notes:

- TREES SHALL NOT BE PLANTED WITHIN ANY EASEMENT SO AS TO INTERFERE WITH THE USE OF THAT EASEMENT, NOR UNDER ANY PRESENT OR PLANNED OVERHEAD UTILITY.
- ALL PLANT MATERIAL SHALL BE FLORIDA GRADE NUMBER ONE OR BETTER AS DETERMINED BY THE FLORIDA DIVISION OF PLANT INDUSTRY.
- ALL PLANT MATERIAL SHALL MEET OR EXCEED SIZE AND CONTAINER SPECIFICATIONS IN PLANT LIST. PLANT MATERIALS NOT MEETING SPECIFICATIONS WILL BE REJECTED. CONTRACTOR TO COORDINATE AVAILABILITY ISSUES WITH OWNER PRIOR TO COMMENCING WORK.
- ALL LANDSCAPE AND SPECIFICATIONS SHALL MEET OR EXCEED THE MINIMUM REQUIREMENTS AS PROVIDED BY THE CITY OF PALM BEACH GARDENS LAND DEVELOPMENT CODE.
- ALL PLANTING TO HAVE AN AUTOMATIC IRRIGATION SYSTEM PROVIDING 100% COVERAGE 50% OVERLAP. A RAIN SENSOR SWITCH SHALL BE INSTALLED ON SYSTEMS WITH AUTOMATIC CONTROLLERS. UNDERGROUND SLEEVES TO BE PROVIDED FOR ALL LANDSCAPED AREAS, INCLUDING PARKING ISLANDS.
- INVASIVE SPECIES, INCLUDING BRAZILIAN PEPPER, AUSTRALIAN PINE, MELALEUCA AND EARLEAF ACACIA SHALL BE ERADICATED IN THE DEVELOPMENT AREA AND REMOVED FROM THE SITE.
- LANDSCAPING SHALL BE KEPT FREE OF VISIBLE SIGNS OF INSECTS AND DISEASE AND APPROPRIATELY IRRIGATED AND FERTILIZED TO ENABLE LANDSCAPING TO BE IN HEALTHY CONDITION.
- LANDSCAPE CONTRACTOR IS RESPONSIBLE FOR VERIFYING THERE ARE NOT CONFLICTS WITH ABOVE OR BELOW GROUND UTILITIES PRIOR TO COMMENCING LANDSCAPE INSTALLATION. NOTIFY OWNER IF CONFLICTS EXIST. ANY CONFLICT SHALL BE REPORTED TO THE LANDSCAPE ARCHITECT FOR VERIFICATION.
- QUANTITIES ON PLANT LIST ARE FOR CONVENIENCE ONLY. THE LANDSCAPE CONTRACTOR IS RESPONSIBLE FOR ALL PLANTS SHOWN ON PLANTING PLANS. WHEN DISCREPANCIES OCCUR BETWEEN PLANT LIST AND PLANTING PLANS, THE PLANS ARE TO OVERRIDE THE PLANT LIST IN ALL CASES.
- ALL LANDSCAPING SHALL BE KEPT IN A HEALTHY GROWING CONDITION AT ALL TIMES.
- TREES SHOWN ON THESE PLANS ARE FOR GRAPHIC REPRESENTATION ONLY. TREES MAY BE FIELD ADJUSTED TO AVOID CONFLICTS WITH UNDERGROUND UTILITIES. IN ANY CASE, THE TREES SHALL BE LOCATED IN THE FIELD IN ACCORDANCE WITH THE PLANTING DETAILS SHOWN HEREON. ADDITIONALLY, TREES ARE TO BE INSTALLED IN ACCORDANCE WITH ALL SEACOAST UTILITY AUTHORITY GUIDELINES. ROOT BARRIER SHALL BE USED IF MINIMUM SETBACKS CANNOT BE MET. SEE DETAILS HEREON FOR SETBACKS FROM WATER AND SEWER MAINS AND SERVICE LINES. IN NO CASE SHALL A TREE ENCROUGH INTO A UTILITY EASEMENT AND ONLY SOCD CAN BE INSTALLED WITHIN 1.5' OF A FIRE HYDRANT UNLESS OTHERWISE APPROVED BY THE FIRE MARSHAL.
- ALL LANDSCAPING LOCATED WITHIN A SAFE SIGHT TRIANGLE SHALL ALLOW VISIBILITY BETWEEN 30 INCHES ABOVE THE ESTABLISHED GRADE AND SIX FEET ABOVE THE ESTABLISHED GRADE.

SUA Root Barrier Notes

- Root barriers shall be required to protect water and sewer service lines.
- All root barriers shall be 4' minimum from all Seacoast facilities.
- The installation of root barriers shall be coordinated with Seacoast and inspected by Seacoast prior to backfilling. All root barriers shall extend up to finished grade.
- Root barriers shall be minimum 36" deep. Approved products include 'Deep Root' and 'Root Solutions'. Flexible barriers shall be 36" panels manufactured by BioBarrier.
- All root barriers shall be installed in accordance with manufacturer's written instructions.

SUA Root Barrier Details

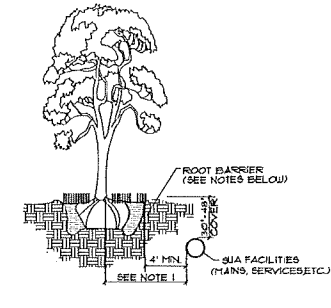


NOTES: (PLEASE REFER TO WRITTEN SPECIFICATIONS FOR ADDITIONAL REQUIREMENTS)

- THIS DISTANCE SHALL BE 1' MINIMUM WITH ROOT BARRIER AND 10' MINIMUM IF NO ROOT BARRIER IS USED.
- ALL ROOT BARRIERS SHALL BE 4' MINIMUM FROM ALL SEACOAST FACILITIES.
- THE INSTALLATION OF ROOT BARRIERS SHALL BE COORDINATED WITH SEACOAST AND INSPECTED BY SEACOAST PRIOR TO BACKFILLING. ALL ROOT BARRIERS SHALL EXTEND UP TO FINISHED GRADE.
- ROOT BARRIERS SHALL BE MINIMUM 36" DEEP. APPROVED PRODUCTS INCLUDE 'DEEP ROOT' AND 'ROOT SOLUTIONS'.
- ALL ROOT BARRIERS SHALL BE INSTALLED IN ACCORDANCE WITH MANUFACTURERS WRITTEN INSTRUCTIONS.

Root Barrier Requirements per Seacoast Utility Authority: Typical Shrub, Small Tree or Palm Tree with Root Barrier

AUGUST 26, 2020 (REV. C18)



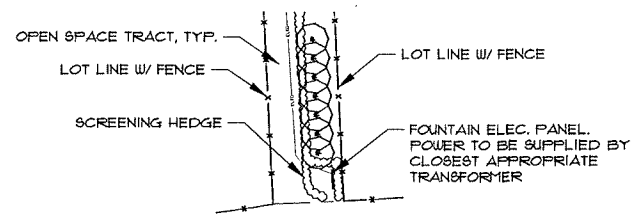
NOTES: (PLEASE REFER TO WRITTEN SPECIFICATIONS FOR ADDITIONAL REQUIREMENTS)

- THIS DISTANCE SHALL BE 10' MINIMUM WITH ROOT BARRIER AND 15' MINIMUM IF NO ROOT BARRIER IS USED.
- ALL ROOT BARRIERS SHALL BE 4' MINIMUM FROM ALL SEACOAST FACILITIES.
- THE INSTALLATION OF ROOT BARRIERS SHALL BE COORDINATED WITH SEACOAST AND INSPECTED BY SEACOAST PRIOR TO BACKFILLING. ALL ROOT BARRIERS SHALL EXTEND UP TO FINISHED GRADE.
- ROOT BARRIERS SHALL BE MINIMUM 36" DEEP. APPROVED PRODUCTS INCLUDE 'DEEP ROOT' AND 'ROOT SOLUTIONS'.
- ALL ROOT BARRIERS SHALL BE INSTALLED IN ACCORDANCE WITH MANUFACTURERS WRITTEN INSTRUCTIONS.
- LARGE PALM TREES INCLUDE ROYAL, WASHINGTONIAN, BISHOP AND SIMILAR SIZED SPECIES.

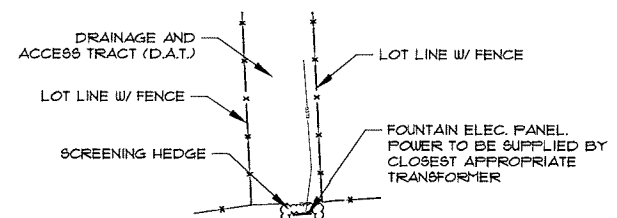
Root Barrier Requirements per Seacoast Utility Authority: Typical Canopy Tree, Large or Exotic Palm Tree with Root Barrier

AUGUST 26, 2020 (REV. C18)

FOUNTAIN ELECTRIC PANEL SCREENING DETAILS



Through Open Space Tract



Through Drainage and Access Tract

N.T.S.



PARKER-YANNETTE
design group, inc.

LANDSCAPE ARCHITECTURE
PLANNING • GRAPHICS
4425 Military Trail
Suite 203
Jupiter, Florida 33458

Telephone: (561) 747-5069
Fax: (561) 747-2041
Email: mail@pydg.com
License #LA-0001347

AVENIR - POD 15
 PALM BEACH GARDENS, FLORIDA
 DETAILS, SPECIFICATION, AND NOTES

DATE: 6/10/21
DRAWN BY: AJO
JOB NO.: 20-148
SCALE:

FILENAME: Avenir L8

REVISIONS:
1/26/22 Resubmittal
3/21/22 Resubmittal
3/28/22 Resubmittal

DETAILS,
SPECIFICATIONS,
AND NOTES

SHEET:

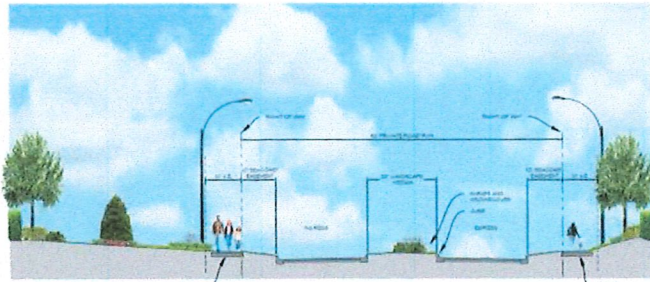
L-1a

TREES							
BA12	Buñelia arborea / Verauood	12' x 5', 2.5" cal, full canopy	21	N	N	15	315
BA14	Buñelia arborea / Verauood	14' x 7', 3" 1/2" cal, full canopy	64	N	N	17	1173
BAU12	Bauhinia blakeana / Hong Kong Orchid	12' x 5', 4" c.t., 2.5" cal, full canopy	17	N	N	15	255
BAU14	Bauhinia blakeana / Hong Kong Orchid	14' x 7', 3" 1/2" cal, full canopy	123	N	N	17	2041
BAU16	Bauhinia blakeana / Hong Kong Orchid	16' x 10', 5" cal, full canopy	4	N	N	21	84
BB12	Bucida buceras 'Shady Lady' / Black Olive	12' ht. x 6' spr., 2.5" cal, full, B 4 B	6	N	Y	15	90
BB14	Bucida buceras 'Shady Lady' / Black Olive	14' - 16' ht. x 10' - 12' spr., 3" cal, full, B 4 B	64	Y	Y	17	1088
BB12	Bursaria simaruba / Gumbo Limbo	12' ht. x 6' spr., 2" cal, full, B 4 B	4	Y	Y	15	135
BB14	Bursaria simaruba / Gumbo Limbo	14' - 16' ht. x 10' - 12' spr., 3" cal, full, B 4 B	6	N	Y	17	102
CASB10	Cassia bakeriana / Pink Shower Cassia	12' ht. x 6' spr., full canopy, straight trunk	12	N	N	5	60
CD8	Coccoloba diversifolia / Pigeon Plum	8' ht., straight trunk, full canopy	2	Y	Y	5	10
CD9	Coccoloba diversifolia / Pigeon Plum	9' ht., straight trunk, full canopy	2	Y	Y	5	10
CD12	Coccoloba diversifolia / Pigeon Plum	12' x 5', straight trunk, full canopy	41	Y	Y	15	618
CE12	Conocarpus erectus / Green Buttonwood	12' ht. x 7' spr., 6" c.t., 3" cal, full canopy	90	Y	Y	15	1950
CO12	Cananga odorata / Ylang-ylang	12' ht., full canopy	1	N	N	5	5
CR12	Cusia rosea 'Peach Apple' / Balsam Apple	12' ht. x 6' spr., 3" cal, full canopy, straight trunk	12	Y	Y	15	180
CS10	Celiba speciosa / Silk Floss Tree	10' ht. x 4' spr., full canopy	1	N	Y	5	5
DR16	Delonix regia / Royal Poinciana	16', full canopy	6	N	Y	5	40
FD12	Filicium decipiens / Japanese Fern Tree	12' x 4', full canopy	12	N	N	5	360
IA12	Ilex x attenuata 'East Palatka' / East Palatka Holly	12' x 5', 2.5" cal., full, dense, symmetrical canopy, straight trunk	16	Y	Y	15	240
IA14	Ilex x attenuata 'Eagleston' / Eagleston Holly	14' x 6', 3" cal., 5" c.t., full, dense, symmetrical canopy, straight trunk	54	N	N	5	248
LS10	Lagerstroemia speciosa / Queen's Grape Myrtle	10' ht., full canopy	48	Y	Y	5	240
LS12	Lagerstroemia speciosa / Queen's Grape Myrtle	12' ht., full canopy	188	Y	Y	15	2910
MS20	Magnolia grandiflora 'D.D. Blanchard'	20' x 10', low branched, straight trunk, full canopy, symmetrical head	8	Y	N	23	184
OE10	Olea europaea 'Arbequina' / Arbequina Olive Tree	10' ht., full canopy	4	N	N	5	20
OV12	Quercus virginiana / Live Oak	12' x 5', 2.5" cal, full canopy	47	Y	Y	15	105
OV14	Quercus virginiana / Live Oak	14' x 6', 3" cal, full canopy	78	Y	Y	17	1326
OV20	Quercus virginiana / Live Oak	20' x 8', 6" cal, full canopy	3	Y	Y	23	84
OV25	Quercus virginiana / Live Oak	25-30' x 25-30', 10-12" cal, full canopy	26	Y	Y	26	126
OV30	Quercus virginiana / Live Oak	30-35' x 22-25', 12-14" cal, straight trunk, full canopy	5	Y	Y	23	94
OVG20	Quercus virginiana 'Cathedral' / Cathedral Oak	200 gal, 6" cal., 20' x 10', 8" min c.t., full, dense, sym. canopy, str. unscarred trunk	81	Y	Y	23	2001
BS10	Benna surretensis / Glossy Cassia	10' x 6', full dense symmetrical heads, unscarred trunks	1	N	N	5	5
ST-CD	Street Tree - Coccoloba diversifolia / Pigeon Plum	12' ht. x 5' spr., 5" c.t., 2" cal, full canopy	552	Y	Y	15	5280
ST-ED	Street Tree - Elaeagnus argentea / Japanese Blueberry Tree	12' ht. x 5' spr., 5" c.t., 2" cal, full canopy	301	Y	Y	15	4515
TH12	Tabebuia heterophylla / Pink Trumpet Tree	12' x 6', full canopy	71	Y	Y	15	1155
TB	Tabebuia impetiginosa / Purple Trumpet Tree	8' x 4', 1.5" cal, full canopy	1	N	Y	5	78
ACCENT TREES							
CAL8	Calliandra haematocephala / Powder Puff	8' ht., full canopy	191	Y	Y	5	665
CALA8	Calliandra haematocephala 'Alis' / White Powder Puff	8' ht., full canopy	14	Y	Y	5	10
CE58	Conocarpus erectus sericeus / Silver Buttonwood	15 gal, 5' x 5.5', full to base, dense, symmetrical, leaves intact	141	Y	Y	5	105
CE58	Conocarpus erectus sericeus / Silver Buttonwood	8' ht. x 6' spr., 2" cal, multi-stem, full canopy, limb up	48	Y	Y	5	48
CE612	Conocarpus erectus sericeus / Silver Buttonwood	12' ht. x 7' spr., 6" c.t., 3" cal, full canopy	5	Y	Y	15	75
CR8	Cusia rosea 'Peach Apple' / Balsam Apple	8' ht. x 4' spr., 2" cal, full canopy, straight trunk	2	Y	N	5	10
ED8	Elaeagnus argentea / Japanese Blueberry Tree	8' x 4', 4.5 gal, full to base, dense, symmetrical, matching	21	N	Y	5	195
ED10	Elaeagnus argentea / Japanese Blueberry Tree	10' x 4', 6.5 gal, full to base, dense, symmetrical, matching	25	N	Y	5	125
ED12	Elaeagnus argentea / Japanese Blueberry Tree	7' ht. column, full to base	3	N	Y	5	15
JVB6	Juniperus virginiana 'Silicicola Brodia'	6' ht., full to base	11	N	N	5	55
LJ6	Ligustrum japonicum / Glossy Privet Standard	6' x 6', multi-stem, limb up, full canopy	121	Y	Y	5	605
LJ7	Ligustrum japonicum / Glossy Privet Standard	7' x 7', multi-stem, limb up, full canopy	21	Y	Y	5	105
PL10	Polystichum longifolium Upright / Mast Tree	10' x 5', straight trunk, full canopy, no voids	5	N	N	5	25
PL14	Polystichum longifolium Upright / Mast Tree	14' x 4', straight trunk, full canopy, no voids	8	N	N	5	40
PL16	Polystichum longifolium Upright / Mast Tree	16' x 4', straight trunk, full canopy, no voids	16	N	N	5	80
PL18	Polystichum longifolium Upright / Mast Tree	18' x 5', straight trunk, full canopy, no voids	18	N	N	5	90
PL20	Polystichum longifolium Upright / Mast Tree	20' x 6', straight trunk, full canopy, no voids	4	N	N	5	48
RK5	Radermachera kumingii / Dwarf Tree Jasmine	15 gal, 5' x 5' standard, full head, specimen	4	N	N	1	4
SE17	Benna polyphylla / Desert Cassia	7' ht. x 4' spr., full canopy, straight trunk	84	N	Y	5	110
SE18	Benna polyphylla / Desert Cassia	8' ht. x 5' spr., full canopy, straight trunk	14	N	Y	5	70
PALMS							
AH15	Adonidia merrillii / Christmas Palm	15' o.a., triple stem, full frond	16	Y	N	5.5	64.8
AH58	Adonidia merrillii / Christmas Palm	8' c.t., single stem, full frond	6	Y	N	5.5	14.6
AH510	Adonidia merrillii / Christmas Palm	10' gw, single stem, full frond	6	Y	N	5.5	14.6
AH110	Adonidia merrillii / Christmas Palm	10' gw, triple stem, full frond	6	Y	N	5.5	31.6
BN1	Bismarckia nobilis / Bismarck Palm	1' c.t., heavy cal., full frond	1	Y	Y	1	1
BN4	Bismarckia nobilis / Bismarck Palm	4' c.t., heavy cal., full frond	12	Y	Y	1	12
BN6	Bismarckia nobilis / Bismarck Palm	6' c.t., heavy cal., full frond	8	Y	Y	1	8
BN8	Bismarckia nobilis / Bismarck Palm	8' c.t., heavy cal., full frond	53	Y	Y	9.3	161.3
BN10	Bismarckia nobilis / Bismarck Palm	10' c.t., heavy cal., full frond	10	Y	Y	5.9	5.9
BN12	Bismarckia nobilis / Bismarck Palm	12' c.t., heavy cal., full frond	12	Y	Y	7.9	87.6
CA10	Copemilia alba / Carandaj Palm	10' c.t., full canopy	4	N	N	5.3	21.2
CS5	Chamedorea cataractarum / Cat Palm	5' o.a., full to base, dense	25	Y	N	1	25
CCR	Coccothrinax crinita / Old Man Palm	8' o.a., full head, straight trunk	50	N	Y	1	50
CH2	Chamaecarpus humilis / European Fan Palm	2'-5' ht., multi-stem, full frond, matching	5	Y	Y	1	5
CH10	Caryota mitis / Fishtail Palm	10' ht., full to base, dense	45	N	Y	1	45
CH12	Caryota mitis / Fishtail Palm	12-14' ht., full to base, dense	45	N	Y	1	45
CH4	Cocos nucifera 'Green Majesty' / Coconut Palm	4' c.t., heavy cal., full frond	2	Y	N	3.3	6.6
CH6	Cocos nucifera 'Green Majesty' / Coconut Palm	6' c.t., heavy cal., full frond	74	Y	N	3.3	260.7
CH8	Cocos nucifera 'Green Majesty' / Coconut Palm	8' c.t., heavy cal., full frond	80	Y	N	3.3	264
CH10	Cocos nucifera 'Green Majesty' / Coconut Palm	10' c.t., heavy cal., full frond	1	Y	N	3.3	3.3
CH4	Cocos nucifera 'Green Majesty' / Coconut Palm	4' c.t., heavy cal., curved trunk, full frond	1	Y	N	3.3	3.3
CH6	Cocos nucifera 'Green Majesty' / Coconut Palm	6' c.t., heavy cal., curved trunk, full frond	4	Y	N	3.3	24.7
LD12	Livistona decora / Ribbon Palm	12' c.t., full frond	14	Y	N	7.3	102.2
LR5	Licuala ramsayi / Licuala Palm	5' x 4', full, dense, intact foliage, 2' c.t., sun groom	33	N	N	1	33
PEP	Phoenix roebelenii / Pigmy Date Palm	8' o.a., triple stem, full frond	1	Y	Y	1	1
PEP6	Phoenix roebelenii / Pigmy Date Palm	6' o.a., triple stem, full frond	1	Y	Y	1	20
PE16	Ptychosperma elegans / Scollaire Palm	16' o.a., single stem, full frond	24	Y	Y	5.3	183.7
PET14	Ptychosperma elegans / Scollaire Palm	14' o.a., triple stem, full frond	8	Y	Y	3.3	26.4
PS8	Phoenix sylvestris / Wild Date Palm	8' c.t., unscarred trunk, full, intact fronds, clean cut texture on trunk	6	Y	Y	3.3	14.8
PS10	Phoenix sylvestris / Wild Date Palm	10' c.t., unscarred trunk, full, intact fronds, clean cut texture on trunk	4	Y	Y	5.3	41.7
PS12	Phoenix sylvestris / Wild Date Palm	12' c.t., straight, unscarred trunk, full, intact fronds, clean cut texture on trunk	57	Y	Y	7.3	416.1
PS14	Phoenix sylvestris / Wild Date Palm	14' c.t., unscarred trunk, full, intact fronds, clean cut texture on trunk	1	Y	Y	4.3	4.3
PS16	Phoenix sylvestris / Wild Date Palm	16' c.t., unscarred trunk, full, intact fronds, clean cut texture on trunk	26	Y	Y	11.3	293.8
PS110	Phoenix sylvestris / Wild Date Palm	10' c.t., triple stem, unscarred trunks, full, intact fronds, clean cut texture on trunk	1	Y	5.3	5.3	
RE3	Rhapla excoles / Lady Palm	3' o.a., full to base, dense	3	Y	Y	1	3
RH5	Rhaplophyllum hystrix / Needle Palm	7 gal, 3'-4' ht., full to base, dense	155	Y	Y	1	155
RH4	Rhaplophyllum hystrix / Needle Palm	7 gal, 3'-4' ht., full to base, dense	46	Y	Y	1	46
RR10	Roystonia regia / Royal Palm	10' gw, heavy cal., full frond	84	Y	Y	4.3	43
RR14	Roystonia regia / Royal Palm	14' gw, heavy cal., full frond	6	Y	Y	13.3	106.4
RR16	Roystonia regia / Royal Palm	16' gw, heavy cal., full frond	8	Y	Y	15.3	116.8
SP	Sabal palmetto / Cabbage Palm	12-22' terminus ht., booted, straight trunks, hurricane cut, curved as noted on plan	422	Y	Y	14.3	6034.6
TR10	Thrinax radlata / Florida Tatch Palm	10' ht., heavy cal., full frond	40	Y	Y	5	200
VM12	Verticillium montgomeryana / Montgomery Palm	12' o.a., single stem, full frond, unscarred trunks	10	Y	N	3.3	33
VM16	Verticillium montgomeryana / Montgomery Palm	8' c.t., double stem, full heads, unscarred trunks	4	Y	N	3.3	13.2
VM18	Verticillium montgomeryana / Montgomery Palm	14' c.t., double stem, full heads, unscarred trunks	4	Y	N	4.3	31.2
VM16	Verticillium montgomeryana / Montgomery Palm	16' o.a., double stem, full heads, unscarred trunks	10	Y	N	7.3	73
VB 6	N/A	N/A	41	N/A	N/A	N/A	N/A
VB10	Nodyetia bifurcata / Foxtail Palm	10' gw, heavy cal., full frond	10	Y	Y	7.3	73
VB12	Nodyetia bifurcata / Foxtail Palm	12' gw, heavy cal., full frond, FL #1, MATCHING, tagged by owner	8	Y	Y	4.3	74.4
VB16	Nodyetia bifurcata / Foxtail Palm	6' gw, triple stem, heavy cal., full frond	1	Y	Y	3.3	3.3
VB18	Nodyetia bifurcata / Foxtail Palm	8' gw, triple stem, heavy cal., full frond	14	Y	Y	5.3	74.2

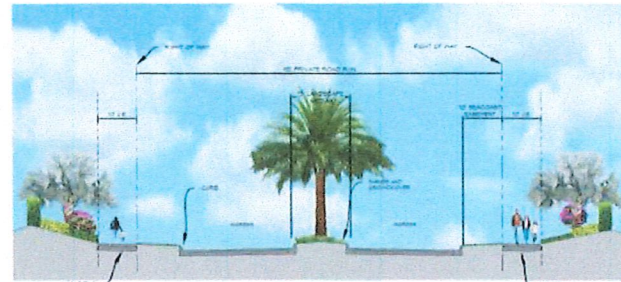
SHRUBS AND ACCENTS							
AA	Agave americana / Century Plant	15 gal, 36" x 36", full, no damage to leaves, sun groom	7	Y	Y	1	7
AA4	Agave americana / Century Plant	25 gal, 48" x 48", full, no damage to leaves, sun groom	4	Y	Y	1	4
AAFP	Agapanthus africanus / Lily of the Nile	3 gal, 16" x 16", full, 24" o.c.	22	N	Y	1	22
AAV	Agave angustifolia 'Variegata' / Caribbean Agave	7 gal, 24" x 24", full, no damage to leaves, sun groom	86	Y	N	1	86
AAVS	Agave angustifolia 'Variegata' / Caribbean Agave	15 gal, 36" x 36", full, no damage to leaves, sun groom	34	Y	N	1	34
AD	Asparagus densiflorus 'Myers' / Foxtail Fern	1 gal, 10" x 10", full, 18" o.c.	144	Y	Y	1	144
AOC	Alocasia odora 'California' / Alocasia	3 gal, 22" x 22", full to base, 24" o.c.	23	N	N	1	23
AN	Acalypha wilkesiana / Gopperleaf	3 gal, 24" x 20", full, 30" o.c.	1326	N	Y	1	1326
AZ	Alpinia zerumbet / Shell Ginger	3 gal, 16" x 20", green leaf, white flowers, full, 36" o.c.	198	Y	Y	1	198
AZV	Alpinia zerumbet 'Variegata' / Variegated Shell Ginger	3 gal, 20" x 24", full, 36" o.c.	205	Y	Y	1	205
BS6	Bougainvillea standard	6' standard, stump, full, purple flower	65	Y	Y	1	65
BS6K	Bougainvillea standard 'Barbara Karst'	7' standard, 25 gal., stump, full	2	Y	Y	1	2
BSF	Bougainvillea spectabilis / Purple Bougainvillea	25 gal., T o.a.	4	Y	Y	1	4
BT10	Bambusa textilis / Weaver's Bamboo	15 gal, 12' ht., 10-12' canes, low branching, full in pot	15	N	N	5	75
CPBH	Cordyline frutescens 'Black Magic' / TI Plant	3 gal, 16" x 16", full	21	Y	Y	1	21
CF6	Cordyline frutescens 'Glaucus' / TI Plant	4 gal, 16" x 16", full	201	Y	Y	1	201
CFX	Cordyline frutescens 'Verona' / TI Plant	3 gal, 16" x 16", full	147	Y	Y	1	147
CG3	Cusia guttifera / Small Leaf Cusia	7 gal, 5' x 5', full to base, dense	850	Y	N	1	850
CG4	Cusia guttifera / Small Leaf Cusia	7 gal, 4' x 5', full to base, dense	7126	Y	N	1	7126
CG5	Cusia guttifera / Small Leaf Cusia	15 gal, 5' x 5', full to base, dense	1241	Y	N	1	1241
CG6	Cusia guttifera / Small Leaf Cusia	25 gal, 6' x 4', full to base, dense	46	Y	N	1	46
CG8	Cusia guttifera / Small Leaf Cusia	45 gal, 8' x 5', full to base, dense	232	Y	N	1	232
CI	Chrysobalanus icaco 'Red Tip' / Red Tip Coccoloba	3 gal, 24" x 22", full, 24" o.c.	998	Y	Y	1	998
CI2	Chrysobalanus icaco 'Red Tip' / Red Tip Coccoloba	7 gal, 24" x 24" apr., 24" o.c.	983	Y	Y	1	983
CI-BB	Carissa macrocarpa 'Boxwood Beauty'	3 gal, 16" x 14", full, dense foliage to base, 24" o.c.	156	Y	N	1	156
CI-EB	Carissa macrocarpa 'Emerald Blanket' / Dwarf Carissa	3 gal, 14" x 14", full, dense foliage					

SECTION GRAPHICS


N.T.S.



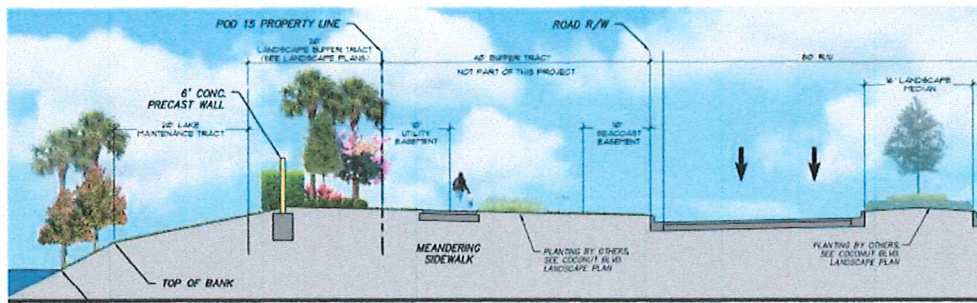
MEDIAN SECTION GRAPHIC (BEFORE GUARDHOUSE)
PROPOSED MEDIAN PLANTING



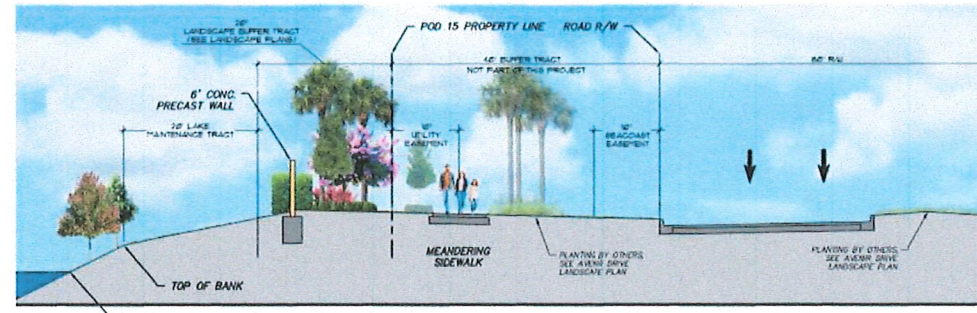
MEDIAN SECTION GRAPHIC (AFTER GUARDHOUSE)
PROPOSED MEDIAN PLANTING



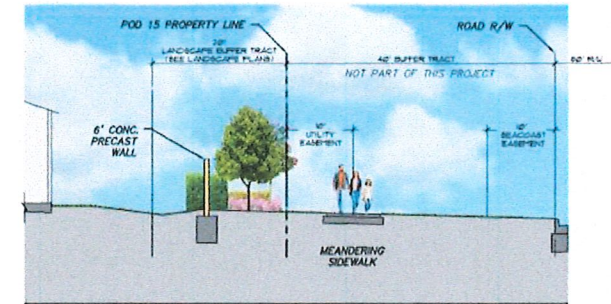
SECTION C-C GRAPHIC (SPINE ROAD TYPICAL WITHOUT MEDIAN)
PROPOSED PLANTING



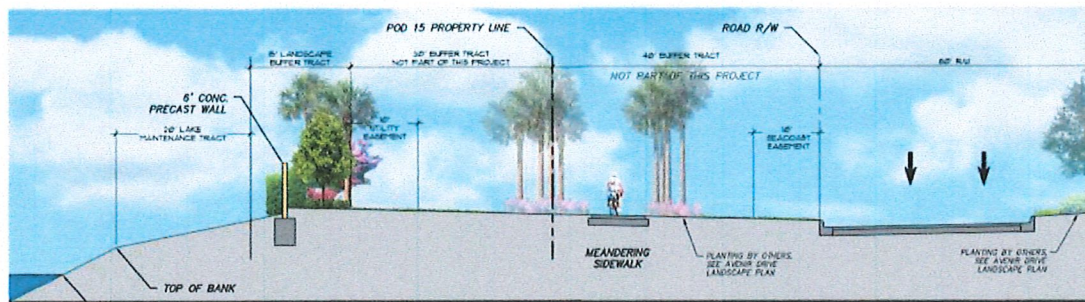
SECTION E-E GRAPHIC (COCONUT BOULEVARD)
PROPOSED PLANTING



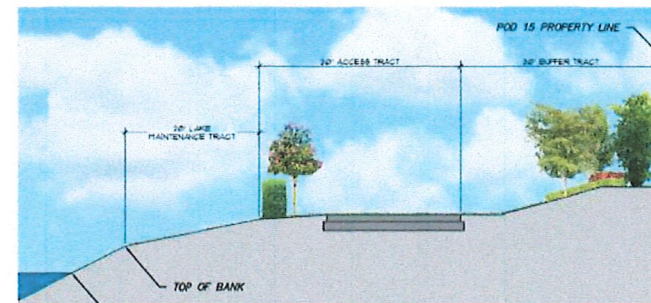
SECTION F-F GRAPHIC (AVENIR DRIVE)
PROPOSED PLANTING



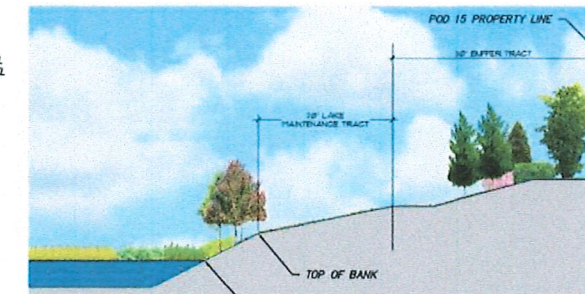
SECTION G-G GRAPHIC (AVENIR DRIVE)
PROPOSED PLANTING



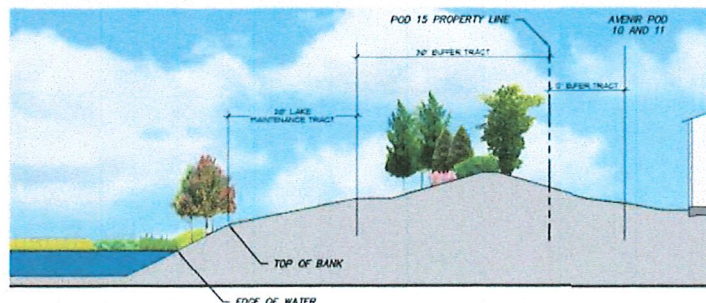
SECTION H-H GRAPHIC (PANTHER NATIONAL BOULEVARD)
PROPOSED PLANTING



SECTION I-I GRAPHIC (POD 15 PN BOUNDARY)
PROPOSED PLANTING



SECTION J-J GRAPHIC (POD 15 PN BOUNDARY)
PROPOSED PLANTING



SECTION K-K GRAPHIC (POD 15, PODS 10 AND 11)
PROPOSED PLANTING



PARKER-YANNETTE
design group, inc.

LANDSCAPE ARCHITECTURE
PLANNING & GRAPHICS
4425 Military Trail
Suite 202
Jupiter, Florida 33458

Telephone: (561) 747-5069
Fax: (561) 747-2041
Email: mail@pydg.com
License #LA-0001347

AVENIR - POD 15
PALM BEACH GARDENS, FLORIDA
SECTION GRAPHICS

DATE: 6/30/21
DRAWN BY: AJO
JOB NO.: 20-149
SCALE:
FILENAME: Avenir L6

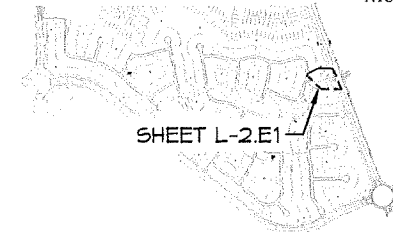
REVISIONS:
L6622 Resubmittal
3/6/22 Resubmittal
3/28/22 Resubmittal

PER FLORIDA ADMIN. CODE
RULE 60D09.002, THE
SIGNATURE AND SEAL
APPLIED BELOW CERTIFIES
THE CREDENTIALS OF WORK
LISTED IN THE SHEET INDEX
IN LIEU OF EACH WORK
BEING SIGNED AND SEALED
INDIVIDUALLY.

PLANT LIST

SHEET:

L-1c



SHEET L-2.E1



PARKER-YANNETTE
design group, inc.

LANDSCAPE ARCHITECTURE
PLANNING GRAPHICS
4425 Military Trail
Suite 202
Jupiter, Florida 33458

Telephone: (561) 747-5069
Fax: (561) 747-2041
Email: mail@pydg.com

License #LA-0001347

AVENIR - POD 15
PALM BEACH GARDENS, FLORIDA
ENTRY PLANTING PLAN

DATE: 6/10/21
DRAIN BY: AJO
JOB NO: 20-149
SCALE: 1"=20'-0"
FILENAME: Avenir L8

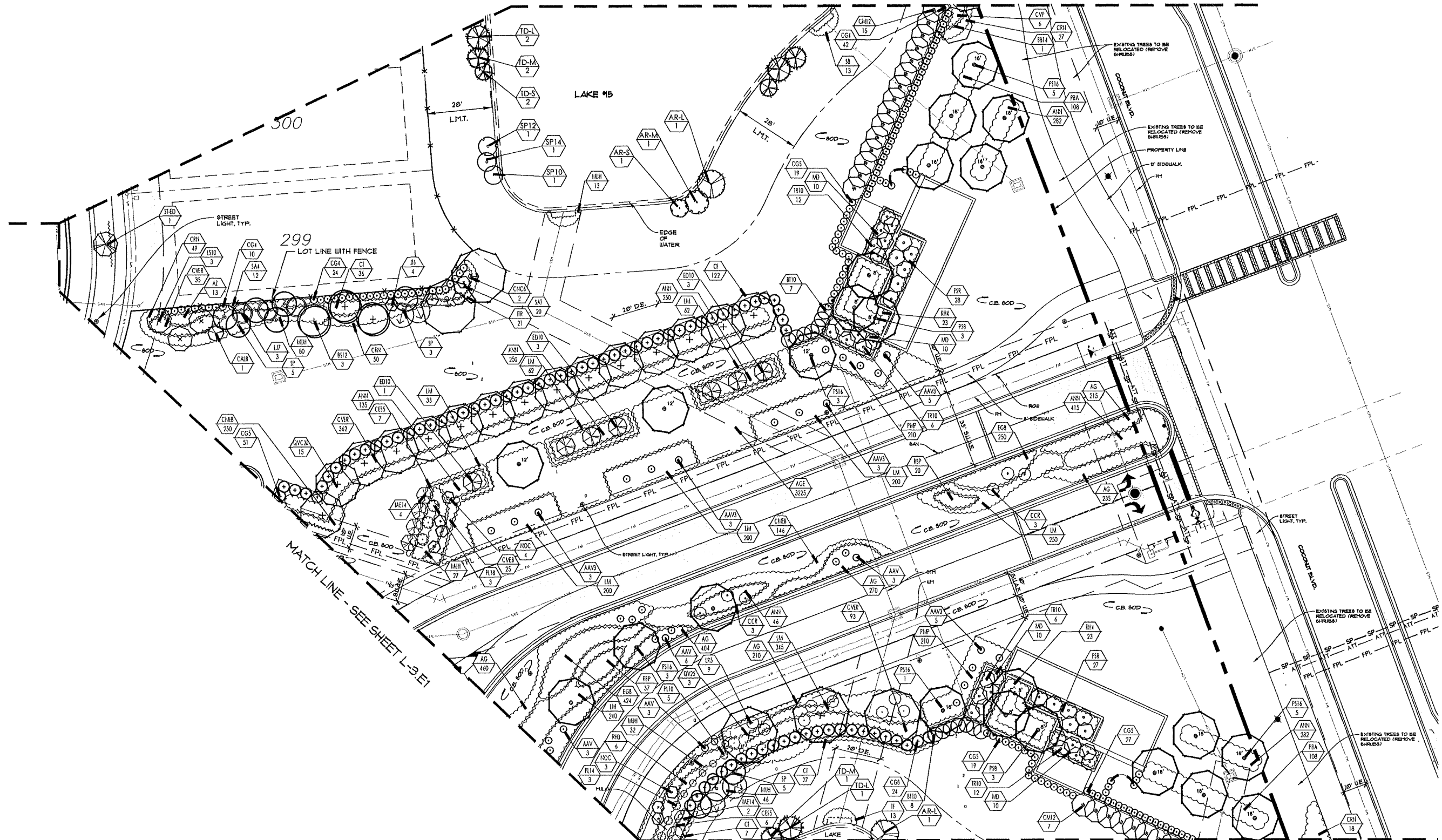
REVISIONS:
1.06.22 Resubmittal
3.07.22 Resubmittal
3.08.22 Resubmittal



ENTRY
PLANTING PLAN

SHEET:
L-2.E1

MATCH LINE - SEE SHEET L-39




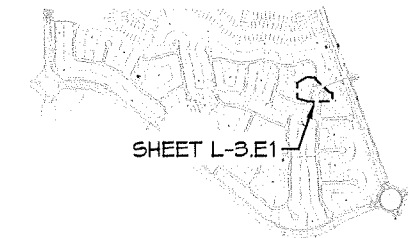
500

299

MATCH LINE - SEE SHEET L-3.E1

MATCH LINE - SEE SHEET L-10





PARKER-YANNETTE
design group, inc.

LANDSCAPE ARCHITECTURE
PLANNING • GRAPHICS
4425 Military Trail
Suite 207
Jupiter, Florida 33458

Telephone: (561) 747-5069
Fax: (561) 747-2041
Email: mail@pydg.com
License #LA-0001347

AVENIR - POD 15
PALM BEACH GARDENS, FLORIDA
ENTRY PLANTING PLAN

DATE: 6/20/21
DRAWN BY: AJO
JOB NO: 20-148
SCALE: 1"=20'-0"
FILENAME: Avenir L6

REVISIONS:
1/6/22 Resubmittal
3/2/22 Resubmittal
3/28/22 Resubmittal



ENTRY
PLANTING PLAN

SHEET:
L-3.E1

MATCH LINE - SEE SHEET L-41

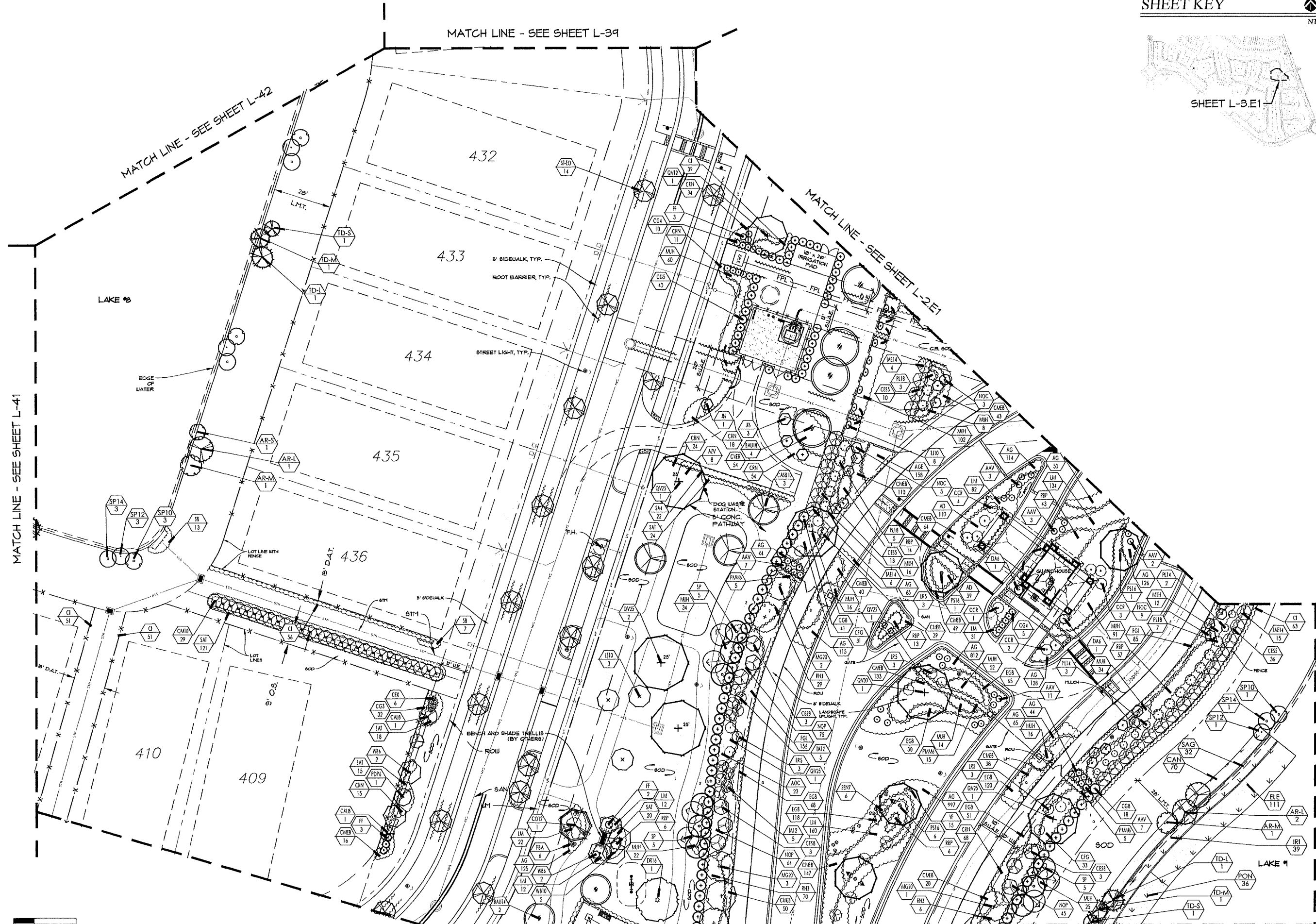
MATCH LINE - SEE SHEET L-42

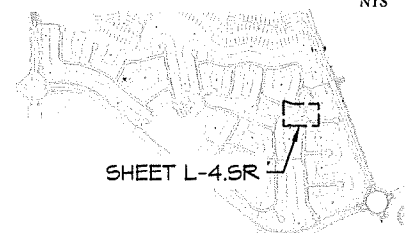
MATCH LINE - SEE SHEET L-39

MATCH LINE - SEE SHEET L-2E1

MATCH LINE - SEE SHEET L-10

MATCH LINE - SEE SHEET L-4.SR





SHEET L-4.SR



PARKER-YANNETTE
design group, inc.

LANDSCAPE ARCHITECTURE
PLANNING • GRAPHICS
4425 Military Trail
Suite 202
Jupiter, Florida 33458

Telephone: (561) 747-5069
Fax: (561) 747-2041
Email: mail@pydg.com
License #LA-0001347

AVENIR - POD 15
PALM BEACH GARDENS, FLORIDA
SPINE ROAD PLANTING PLAN

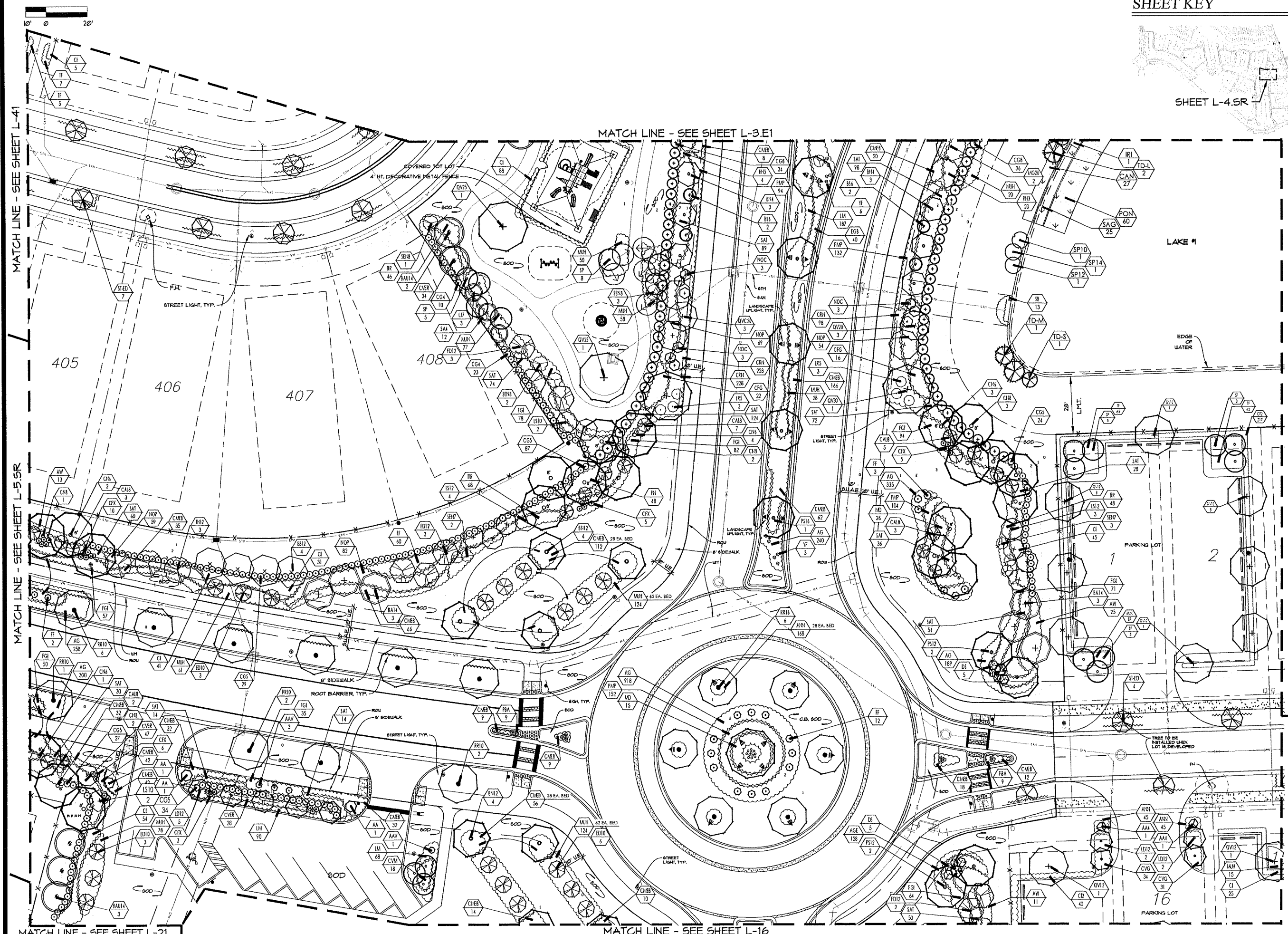
DATE: 6/30/21
DRAWN BY: AJO
JOB NO: 20-149
SCALE: 1"=20'-0"
FILENAME: Avenir L6

REVISIONS:
L6-22 Resubmit!
3/27/22 Resubmit!
3/28/22 Resubmit!



SPINE ROAD
PLANTING PLAN

SHEET:
L-4.SR



MATCH LINE - SEE SHEET L-41

MATCH LINE - SEE SHEET L-5.SR

MATCH LINE - SEE SHEET L-21

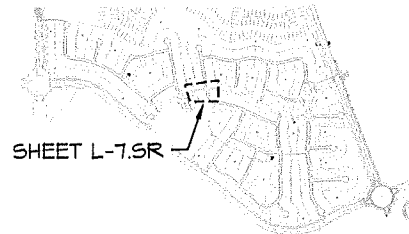
MATCH LINE - SEE SHEET L-3.E1

MATCH LINE - SEE SHEET L-10

MATCH LINE - SEE SHEET L-11

MATCH LINE - SEE SHEET L-16

SHEET KEY



SHEET L-7.SR

MATCH LINE - SEE SHEET L-50

MATCH LINE - SEE SHEET L-47

MATCH LINE - SEE SHEET L-8.SR

MATCH LINE - SEE SHEET L-33



PARKER-YANNETTE
design group, inc.

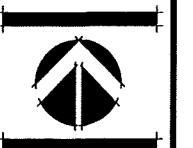
LANDSCAPE ARCHITECTURE
PLANNING GRAPHICS
4425 Military Trail
Suite 202
Jupiter, Florida 33458

Telephone: (561) 747-5069
Fax: (561) 747-2041
Email: mail@pydg.com
License #LA-0001347

AVENIR - POD 15
PALM BEACH GARDENS, FLORIDA
PLANTING PLAN

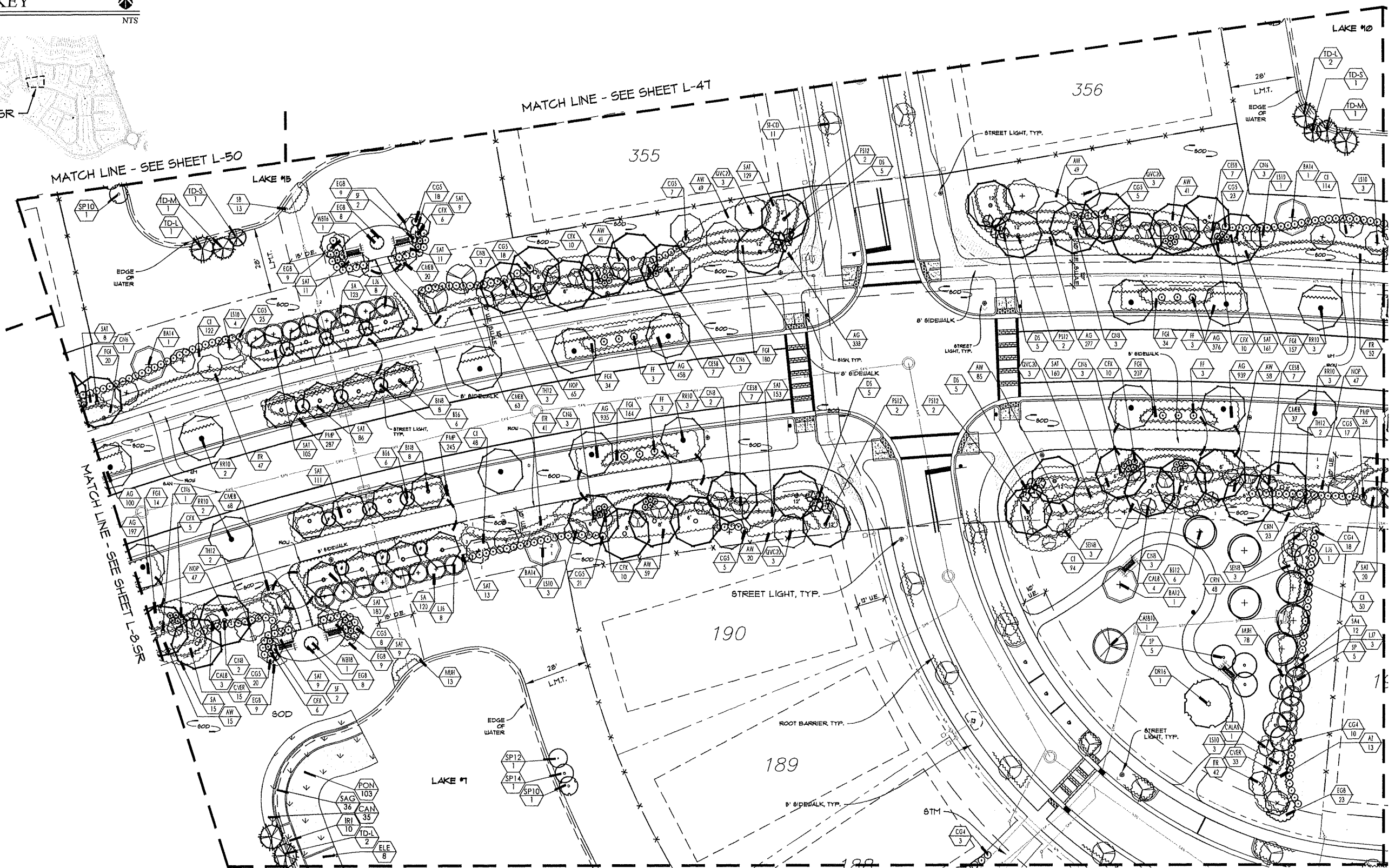
DATE: 6/30/21
DRAWN BY: AJO
JOB NO: 20-149
SCALE: 1"=20'-0"
FILENAME: Avenir L6

REVISIONS:
1/6/22 Resubmittal
3/2/22 Resubmittal
3/28/22 Resubmittal

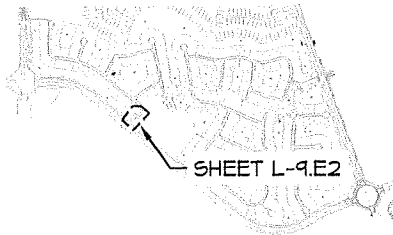


SPINE ROAD
PLANTING PLAN

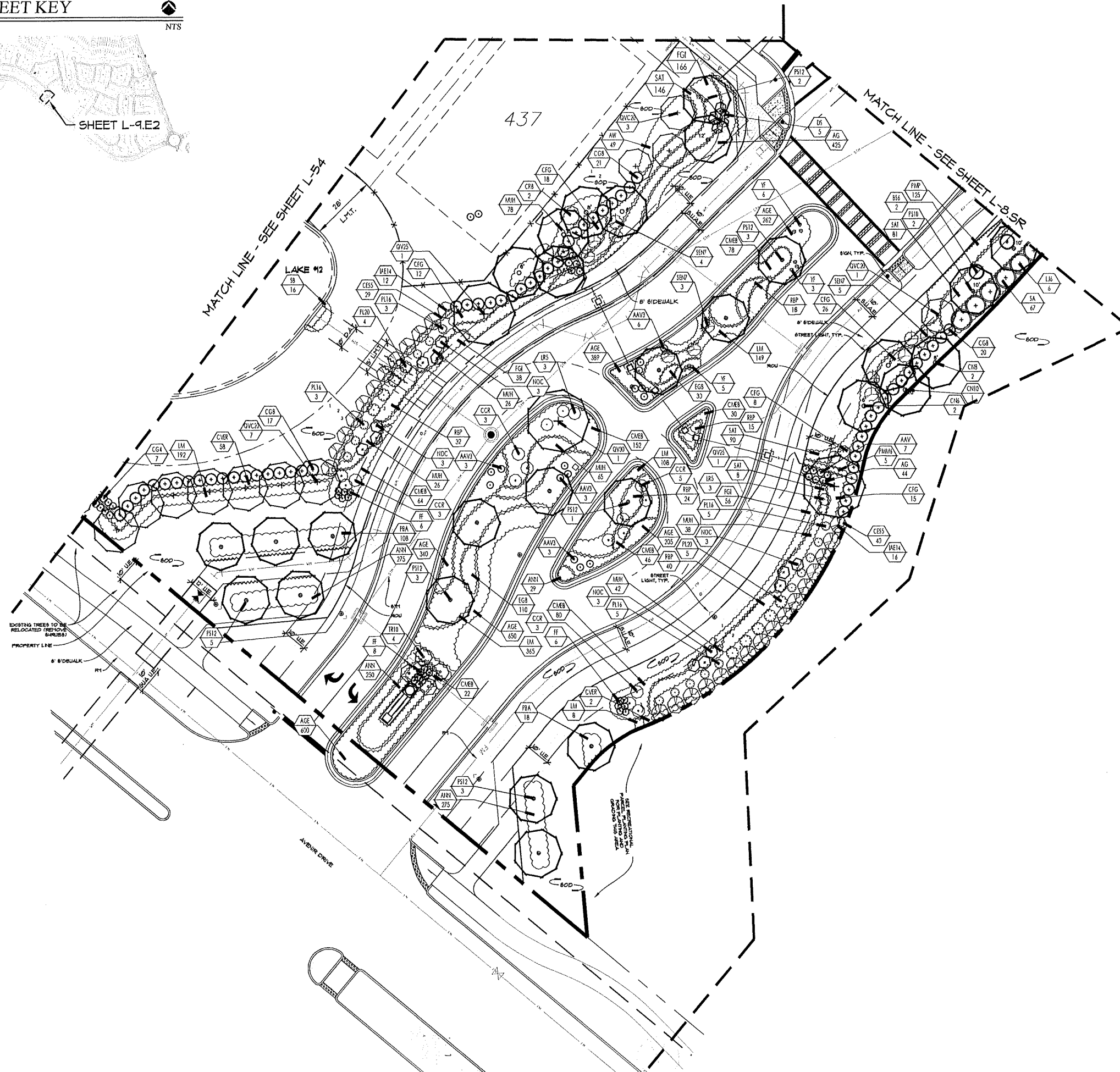
SHEET:
L-7.SR



SHEET KEY



SHEET L-9.E2



PARKER-YANNETTE
design group, inc.


LANDSCAPE ARCHITECTURE
PLANNING • GRAPHICS
4425 Military Trail
Suite 202
Jupiter, Florida 33458

Telephone: (561) 747-5069
Fax: (561) 747-2041
Email: mail@pydg.com
License #LA-0001347

AVENIR - POD 15
PALM BEACH GARDENS, FLORIDA
SECONDARY ENTRY PLANTING PLAN

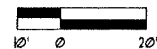
DATE: 6/20/21
DRAWN BY: ALJ
JOB NO.: 20-149
SCALE: 1"=20'-0"
FILENAME: Avenir L5

REVISIONS:
1/6/22 Resubmittal
3/21/22 Resubmittal
3/28/22 Resubmittal



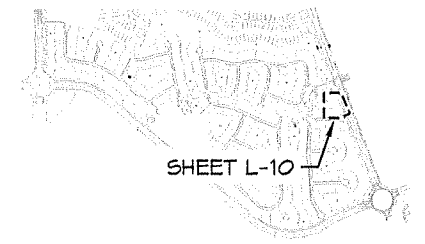
SECONDARY
ENTRY PLANTING
PLAN

SHEET:
L-9.E2



MATCH LINE - SEE SHEET L-2.E1

SHEET KEY



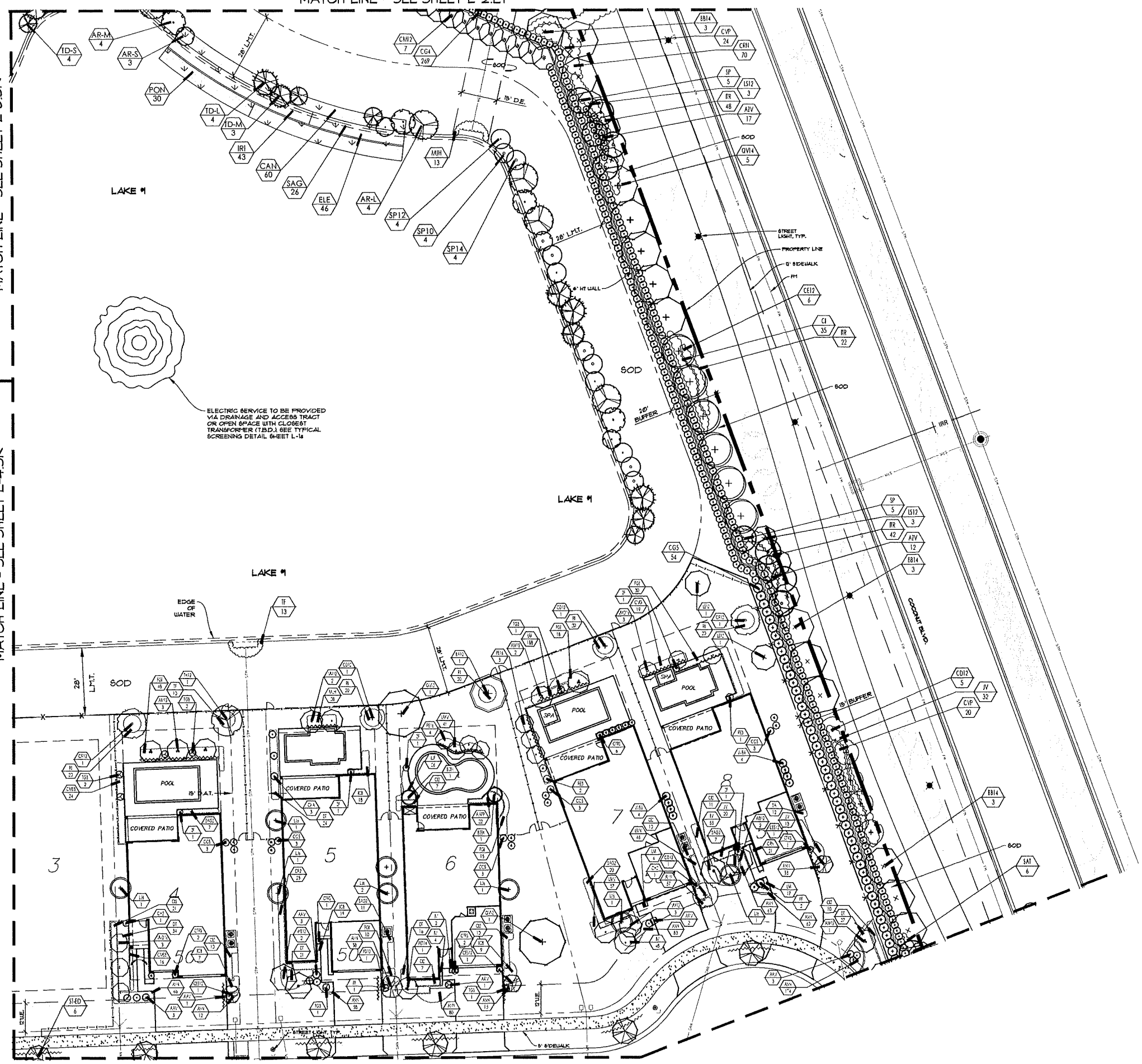
PARKER-YANNETTE
design group, inc.

LANDSCAPE ARCHITECTURE
PLANNING • GRAPHICS
4425 Military Trail
Suite 302
Jupiter, Florida 33458

Telephone: (561) 747-5069
Fax: (561) 747-2041
Email: mail@pydg.com
License #LA-0001347

MATCH LINE - SEE SHEET L-3.SR

MATCH LINE - SEE SHEET L-4.SR

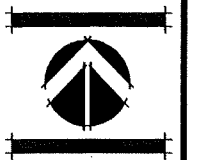


MATCH LINE - SEE SHEET L-11


AVENIR - POD 15
PALM BEACH GARDENS, FLORIDA
PLANTING PLAN

DATE: 6/20/11
DRAWN BY: AJO
JOB NO.: 10-148
SCALE: 1"=20'-0"
FILENAME: Avenir L6

REVISIONS:
10622 Residential
30722 Residential
32822 Residential



PLANTING PLAN



SHEET:
L-10

SHEET KEY



SHEET L-14



PARKER-YANNETTE
design group, inc.

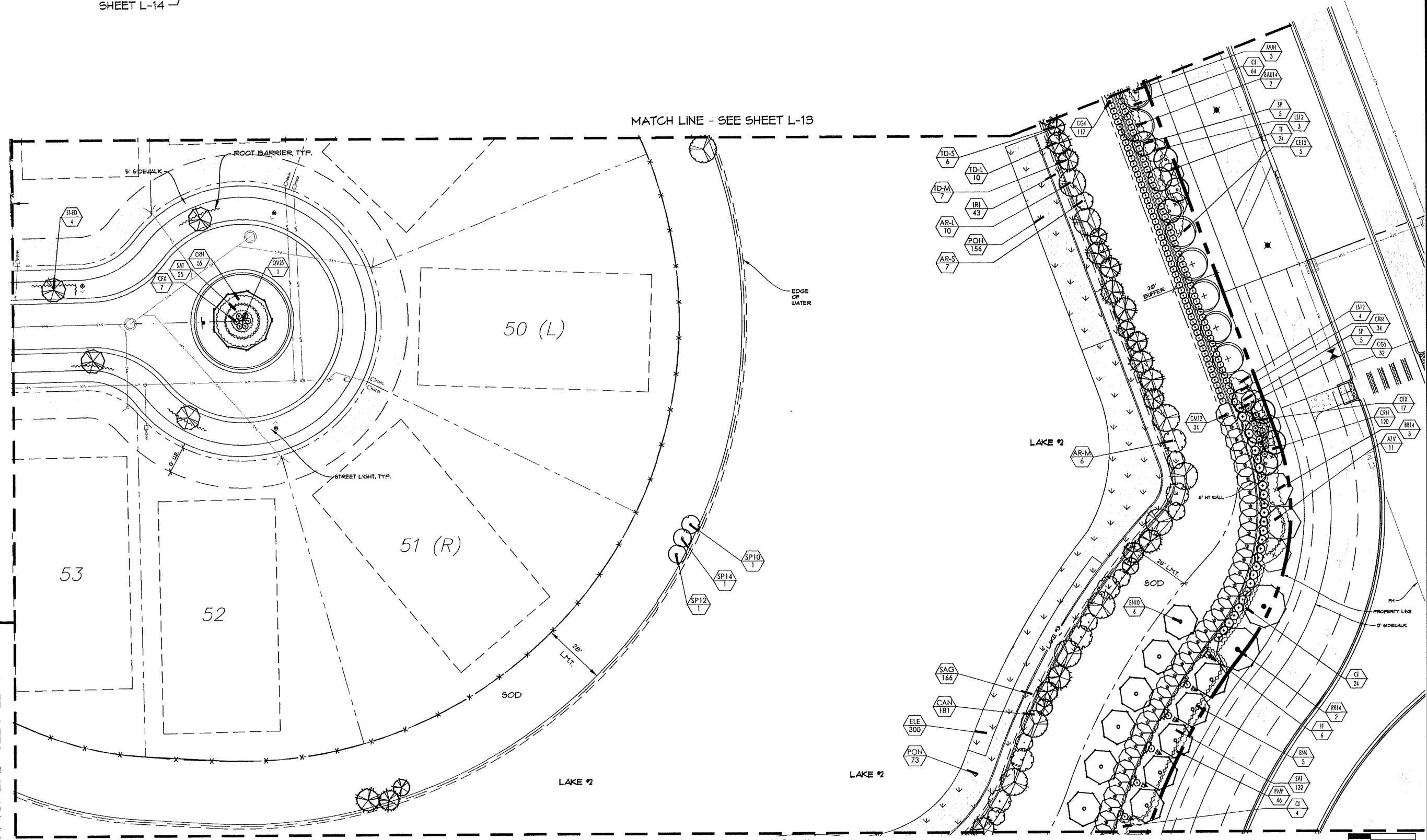
LANDSCAPE ARCHITECTURE
PLANNING • GRAPHICS
4425 Military Trail
Suite 202
Jupiter, Florida 33458

Telephone: (561) 747-5069
Fax: (561) 747-2041
Email: mail@pydg.com
License #LA-0001347

MATCH LINE - SEE SHEET L-13

MATCH LINE - SEE SHEET L-18

MATCH LINE - SEE SHEET L-19



MATCH LINE - SEE SHEET L-15

AVENIR - POD 15
PALM BEACH GARDENS, FLORIDA
PLANTING PLAN

DATE: 6/20/21
DRAWN BY: AJG
JOB NO: 20-149
SCALE: 1"=20'-0"
FILENAME: Avenir L6

REVISIONS:
1.06.22 Resubmittal
3.07.22 Resubmittal
3.28.22 Resubmittal

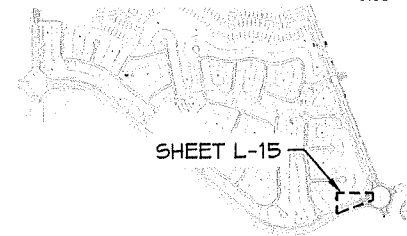


PLANTING PLAN

SHEET:
L-14



SHEET KEY

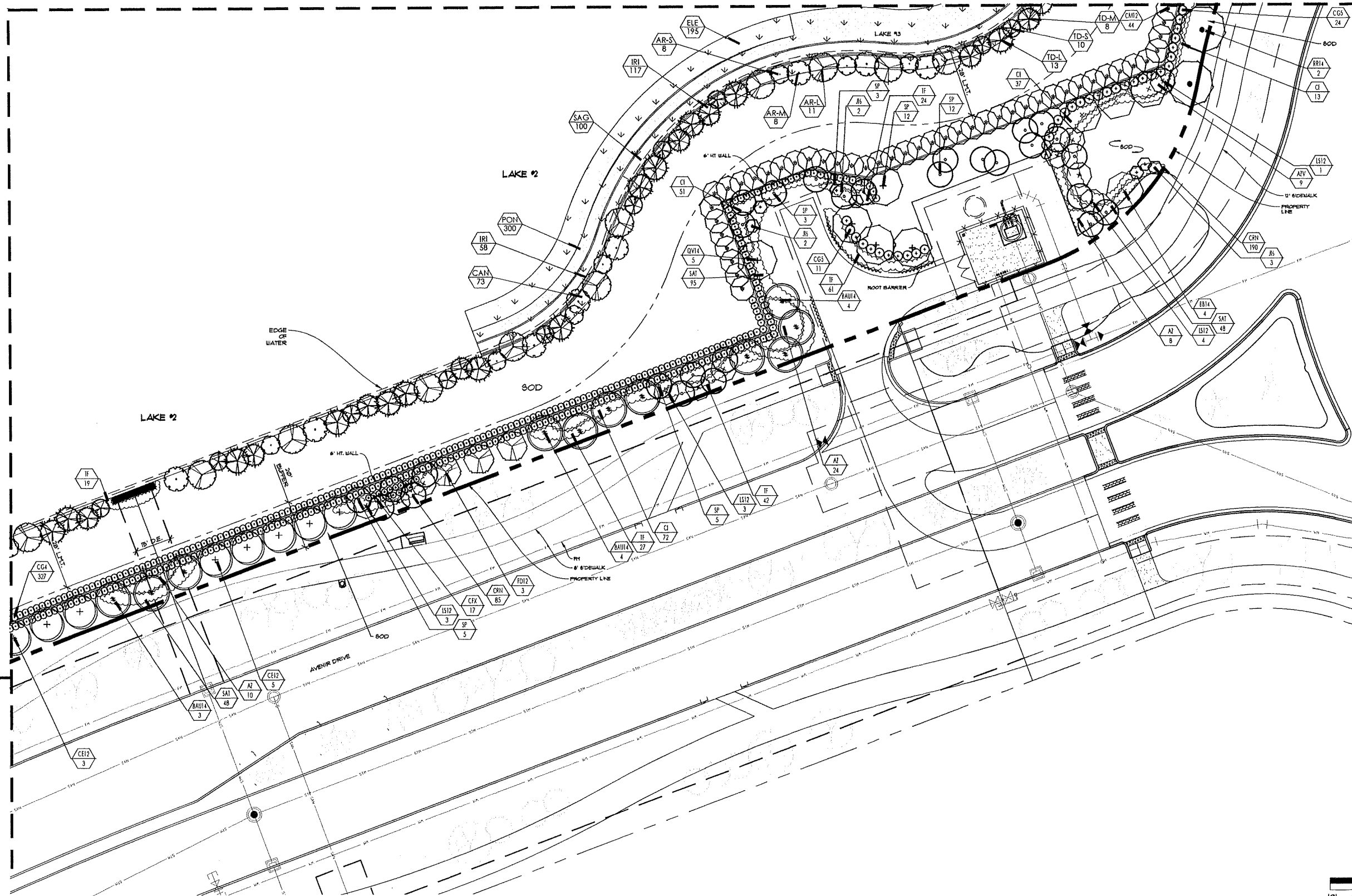


SHEET L-15

MATCH LINE - SEE SHEET L-14

MATCH LINE - SEE SHEET L-19

MATCH LINE - SEE SHEET L-20



PARKER-YANNETTE
design group, inc.

LANDSCAPE ARCHITECTURE
PLANNING • GRAPHICS
4425 Military Trail
Suite 202
Jupiter, Florida 33458

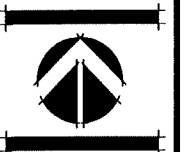
Telephone: (561) 747-5069
Fax: (561) 747-2041
Email: mail@pydg.com
License #LA-0001347

AVENIR - POD 15
PALM BEACH GARDENS, FLORIDA

PLANTING PLAN

DATE: 6/30/21
DRAIN BY: AJO
JOB NO: 20-149
SCALE: 1"=20'-0"
FILENAME: Avenir L5

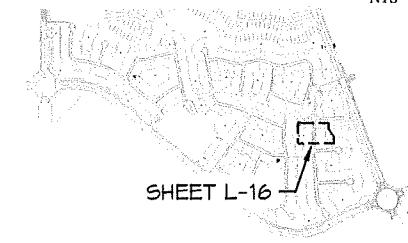
REVISIONS:
15622 Resubmittal
30122 Resubmittal
33822 Resubmittal



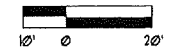
PLANTING PLAN

SHEET:
L-15

SHEET KEY



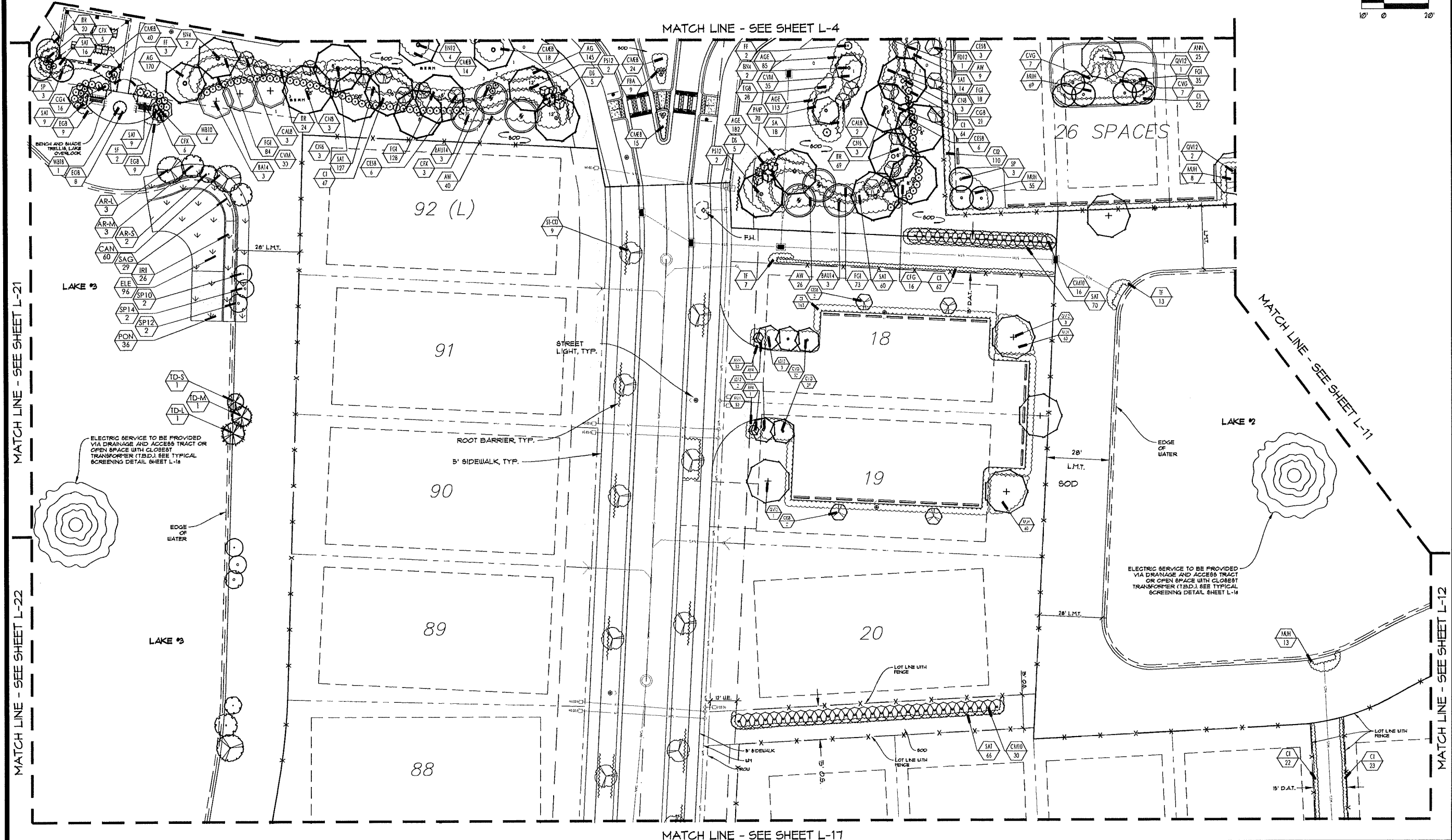
SHEET L-16



PARKER-YANNETTE
design group, inc.

LANDSCAPE ARCHITECTURE
PLANNING • GRAPHICS
4425 Military Trail
Suite 202
Jupiter, Florida 33458

Telephone: (561) 747-5069
Fax: (561) 747-2041
Email: mail@pydg.com
License #LA-0001347



AVENIR - POD 15
PALM BEACH GARDENS, FLORIDA
PLANTING PLAN

DATE: 6/10/21
DRAWN BY: AJO
JOB NO.: 20-149
SCALE: 1"=20'-0"
FILENAME: Avenir L8

REVISIONS:
1/26/22 Resubmittal
3/27/22 Resubmittal
3/28/22 Resubmittal

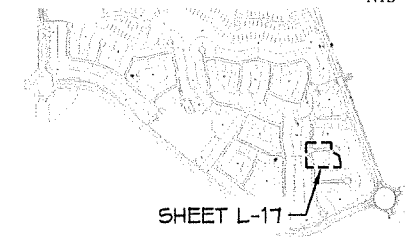


PLANTING PLAN

SHEET:
L-16

MATCH LINE - SEE SHEET L-16

SHEET KEY



SHEET L-17



PARKER-YANNETTE
design group, inc.

LANDSCAPE ARCHITECTURE
PLANNING + GRAPHICS
4425 Military Trail
Suite 202
Jupiter, Florida 33458

Telephone: (561) 747-5069
Fax: (561) 747-2041
Email: mail@pydg.com
License #LA-0001347

AVENIR - POD 15
PALM BEACH GARDENS, FLORIDA
PLANTING PLAN

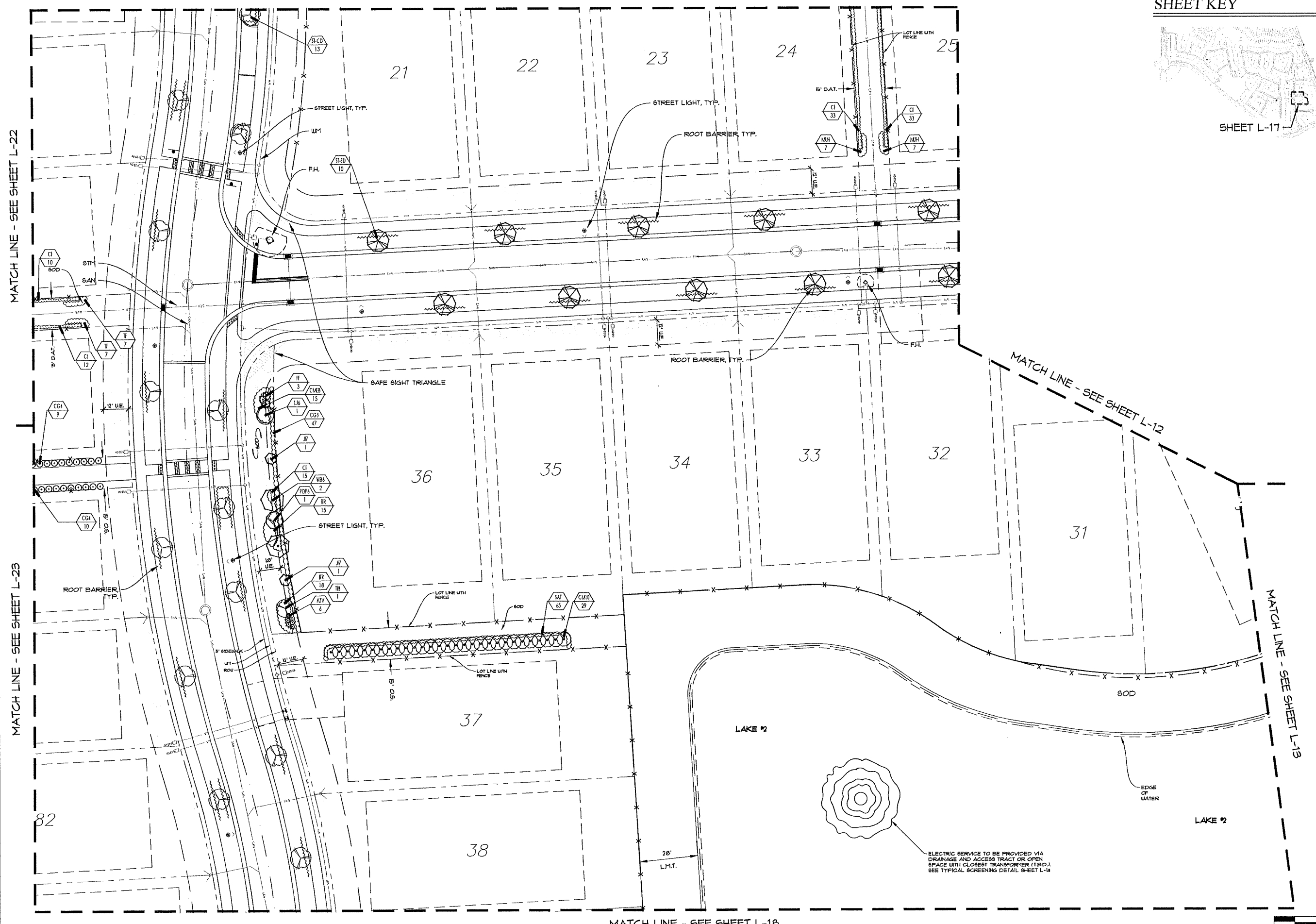
DATE: 6.10.21
DRAWN BY: AJO
JOB NO.: 20-149
SCALE: 1" = 20'-0"
FILENAME: Avenir L8

REVISIONS:
1.06.22 Resubmittal
3.07.22 Resubmittal
3.28.22 Resubmittal



PLANTING PLAN

SHEET:
L-17




MATCH LINE - SEE SHEET L-22

MATCH LINE - SEE SHEET L-23

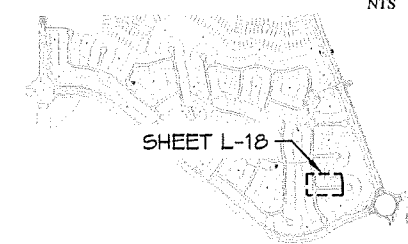
MATCH LINE - SEE SHEET L-12

MATCH LINE - SEE SHEET L-18

MATCH LINE - SEE SHEET L-18



ELECTRIC SERVICE TO BE PROVIDED VIA
DRAINAGE AND ACCESS TRACT OR OPEN
SPACE WITH CLOSEST TRANSFORMER (T.B.D.).
SEE TYPICAL SCREENING DETAIL SHEET L-14

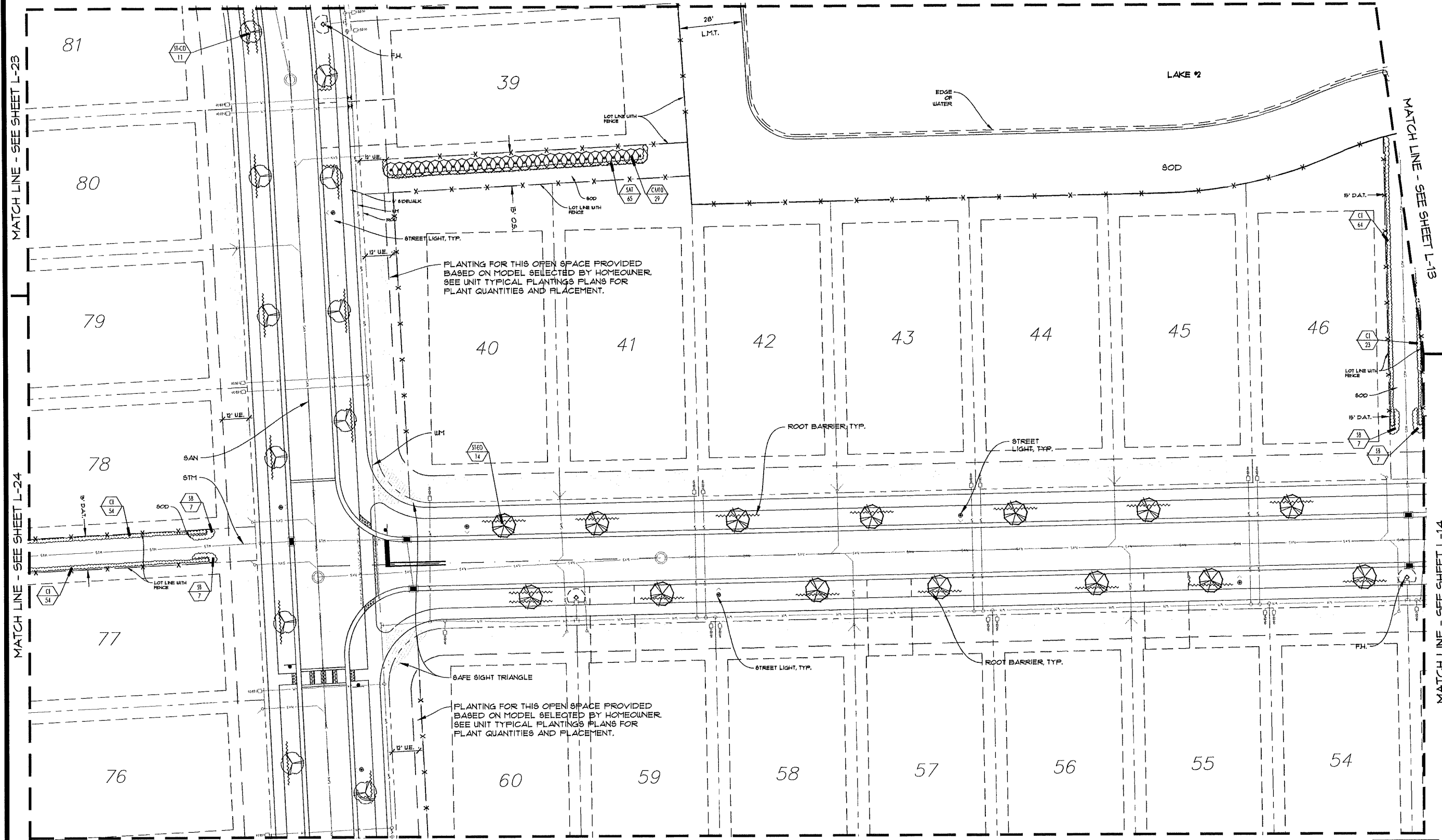


PARKER-YANNETTE
design group, inc.

LANDSCAPE ARCHITECTURE
PLANNING • GRAPHICS
4425 Military Trail
Suite 203
Jupiter, Florida 33458

Telephone: (561) 747-5069
Fax: (561) 747-2041
Email: mail@pydg.com
License #LA-0001347

MATCH LINE - SEE SHEET L-17



MATCH LINE - SEE SHEET L-23

MATCH LINE - SEE SHEET L-24

MATCH LINE - SEE SHEET L-13

MATCH LINE - SEE SHEET L-14

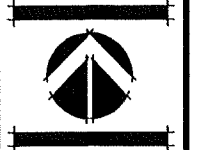
MATCH LINE - SEE SHEET L-19



AVENIR - POD 15
PALM BEACH GARDENS, FLORIDA
PLANTING PLAN


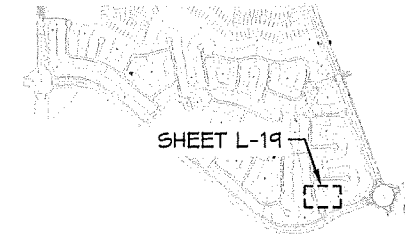
DATE: 6/30/21
DRAIN BY: AJO
JOB NO: 20-149
SCALE: 1"=20'-0"
FILENAME: Avenir L8

REVISIONS:
1/6/22 Resubmittal
3/2/22 Resubmittal
3/28/22 Resubmittal



PLANTING PLAN

SHEET:
L-18



PARKER-YANNETTE
design group, inc.

LANDSCAPE ARCHITECTURE
PLANNING • GRAPHICS
4425 Military Trail
Suite 202
Jupiter, Florida 33458

Telephone: (561) 747-5069
Fax: (561) 747-2041
Email: mail@pydg.com
License #LA-0001347

MATCH LINE - SEE SHEET L-18

MATCH LINE - SEE SHEET L-24

MATCH LINE - SEE SHEET L-14

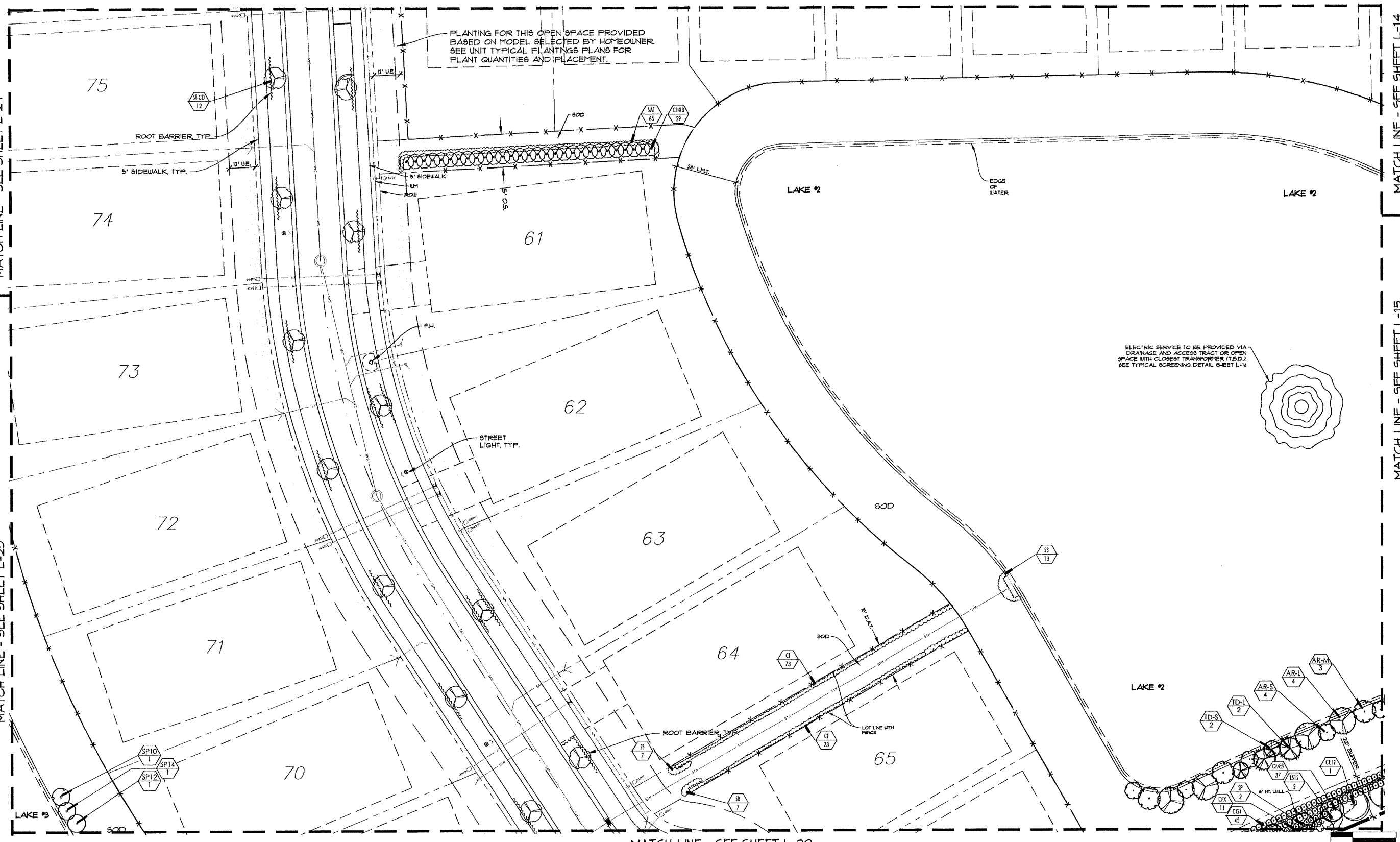
MATCH LINE - SEE SHEET L-15

MATCH LINE - SEE SHEET L-25

MATCH LINE - SEE SHEET L-20

PLANTING FOR THIS OPEN SPACE PROVIDED
BASED ON MODEL SELECTED BY HOMEOWNER.
SEE UNIT TYPICAL PLANTINGS PLANS FOR
PLANT QUANTITIES AND PLACEMENT.

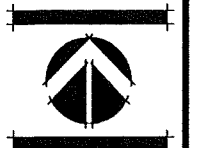
ELECTRIC SERVICE TO BE PROVIDED VIA
DRAINAGE AND ACCESS TRACT OR OPEN
SPACE WITH CLOSEST TRANSFORMER (110V).
SEE TYPICAL SCREENING DETAIL SHEET L-14



AVENIR - POD 15
PALM BEACH GARDENS, FLORIDA
PLANTING PLAN

DATE: 6.30.21
DRAWN BY: AJO
JOB NO: 20-149
SCALE: 1"=20'-0"
FILENAME: Avenir L5

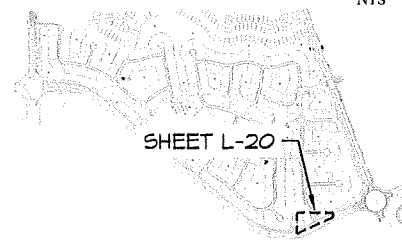
REVISIONS:
1.06.22 Resubmittal
3.07.22 Resubmittal
3.28.22 Resubmittal



PLANTING PLAN

SHEET:
L-19

SHEET KEY

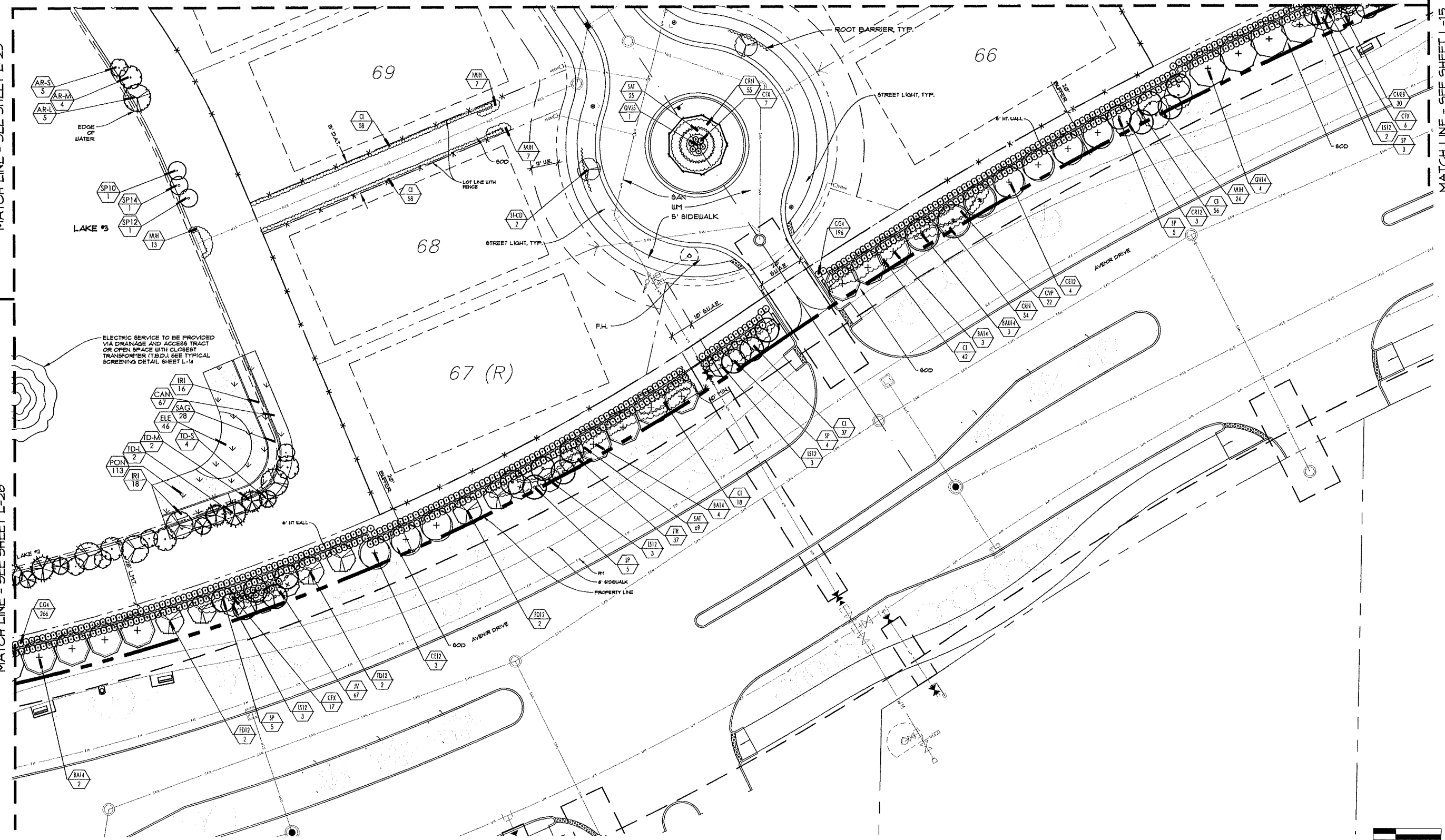


MATCH LINE - SEE SHEET L-19

MATCH LINE - SEE SHEET L-25

MATCH LINE - SEE SHEET L-26

MATCH LINE - SEE SHEET L-15



ELECTRIC SERVICE TO BE PROVIDED VIA DRAINAGE AND ACCESS TRACT OR OPEN SPACE WITH CLOSEST TRANSFORMER (T.B.D.). SEE TYPICAL SCREENING DETAIL SHEET L-14

PARKER-YANNETTE
design group, inc.

LANDSCAPE ARCHITECTURE
PLANNING • GRAPHICS


4425 Military Trail
Suite 202
Jupiter, Florida 33458

Telephone: (561) 747-5069
Fax: (561) 747-2041
Email: mail@pydg.com
License #LA-0001347

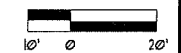
AVENIR - POD 15
PALM BEACH GARDENS, FLORIDA
PLANTING PLAN

DATE: 6/30/21
DRAWN BY: AJO
JOB NO.: 20-149
SCALE: 1"=20'-0"
FILENAME: Avenir L6

REVISIONS:
10622 Resubmittal
30122 Resubmittal
32822 Resubmittal

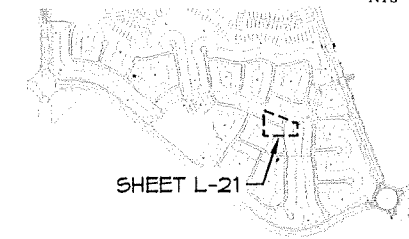


PLANTING PLAN



SHEET:
L-20

SHEET KEY



PARKER-YANNETTE
design group, inc.

LANDSCAPE ARCHITECTURE
PLANNING • GRAPHICS
4425 Military Trail
Suite 202
Jupiter, Florida 33458

Telephone: (561) 747-5069
Fax: (561) 747-2041
Email: mail@pydg.com
License #LA-0001347

AVENIR - POD 15
PALM BEACH GARDENS, FLORIDA
PLANTING PLAN

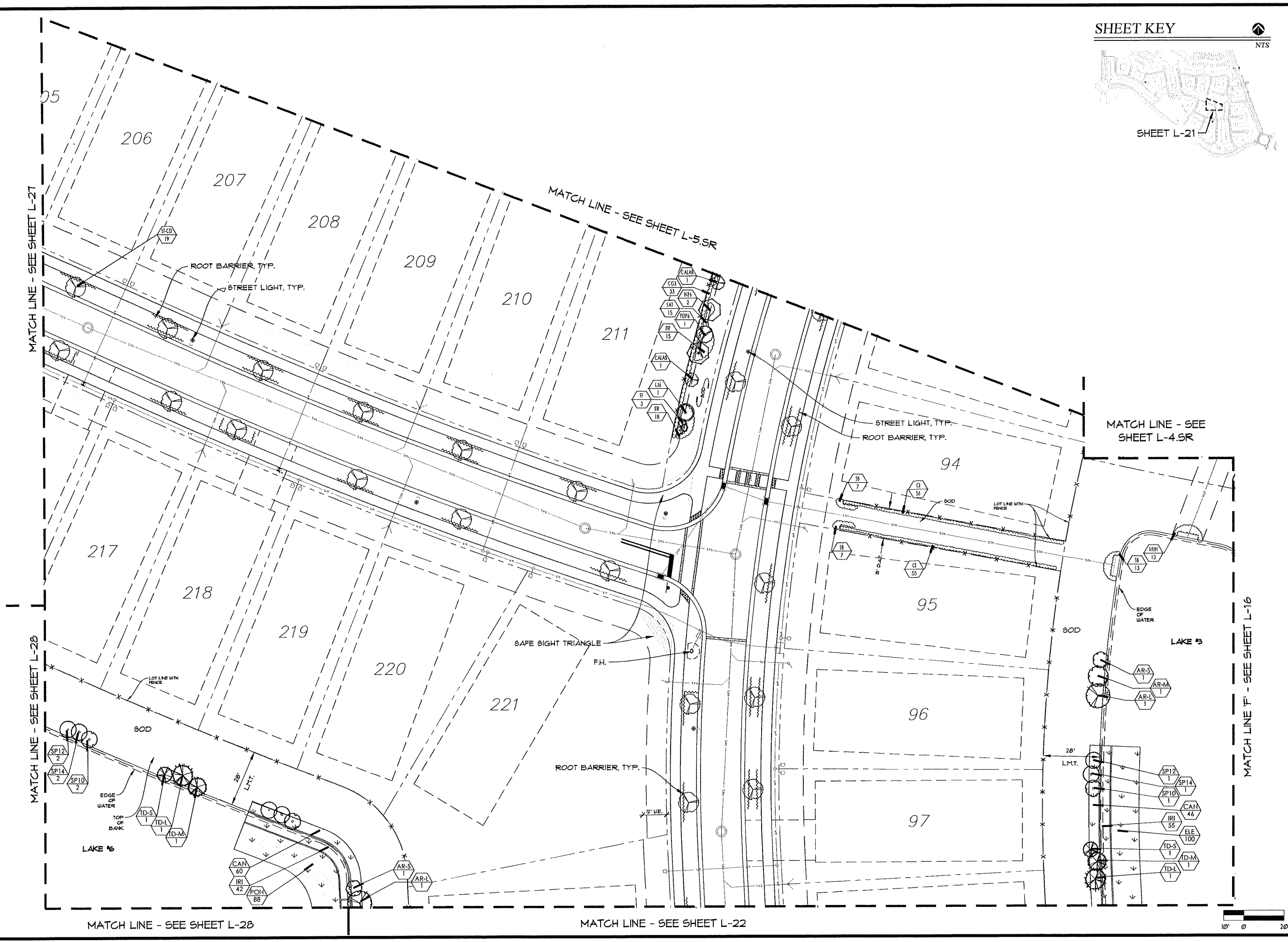
DATE: 6/30/21
DRAWN BY: AJO
JOB NO.: 20-149
SCALE: 1"=20'-0"
FILENAME: Avenir L5


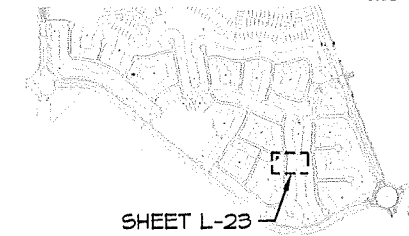
REVISIONS:
10622 Residential
30722 Residential
32822 Residential



PLANTING PLAN

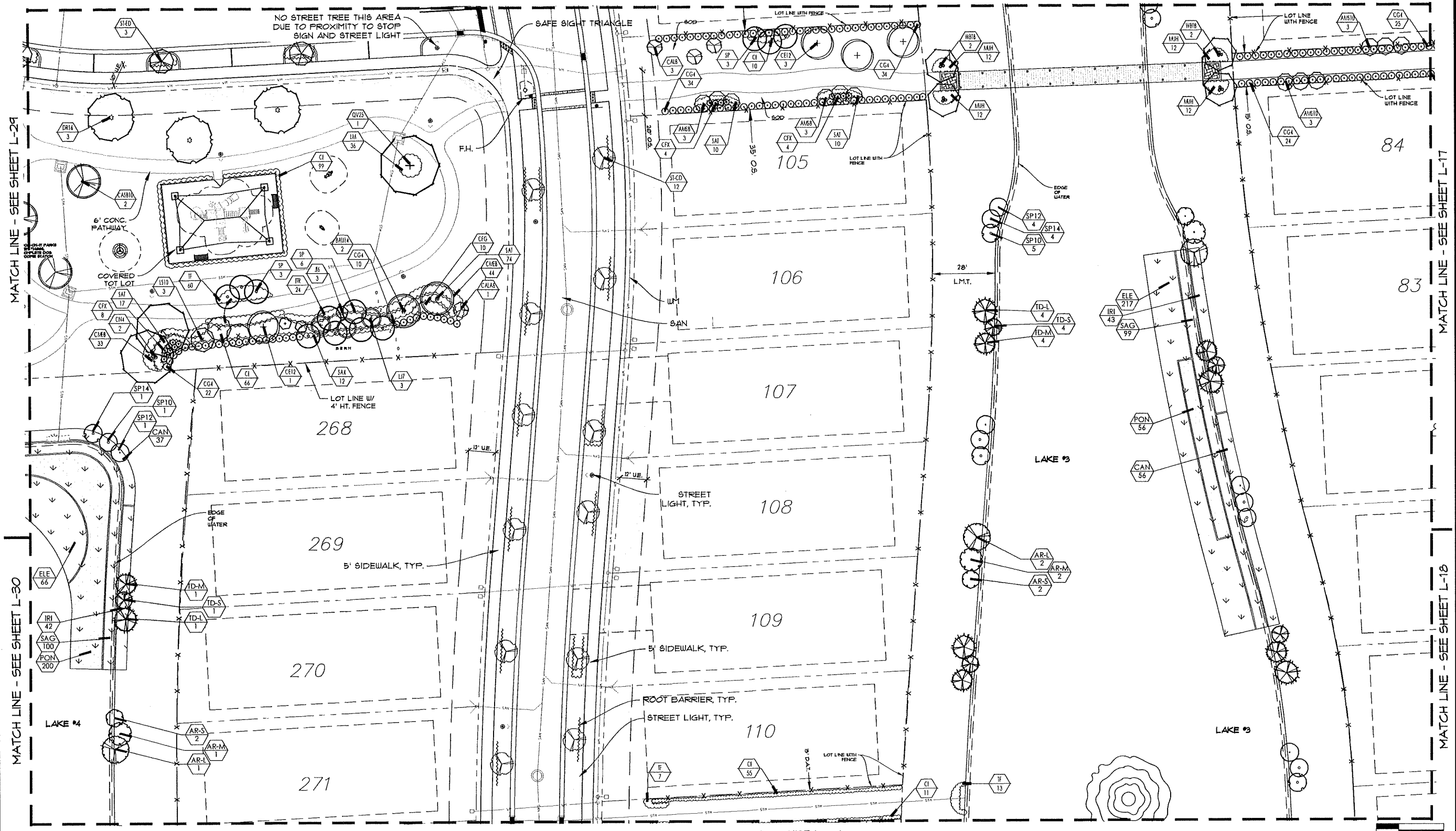
SHEET:
L-21





MATCH LINE - SEE SHEET L-22

SHEET L-23



MATCH LINE - SEE SHEET L-24

MATCH LINE - SEE SHEET L-30

MATCH LINE - SEE SHEET L-17


MATCH LINE - SEE SHEET L-18

MATCH LINE - SEE SHEET L-24

AVENIR - POD 15
PALM BEACH GARDENS, FLORIDA
PLANTING PLAN

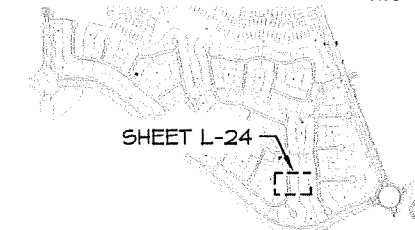
DATE: 6/30/21
DESIGN BY: AXJ
JOB NO.: 20-140
SCALE: 1"=20'-0"
FILENAME: Avenir L6

REVISIONS:
1/6/22 Resubmittal
3/2/22 Resubmittal
3/28/22 Resubmittal



PLANTING PLAN

SHEET:
L-23

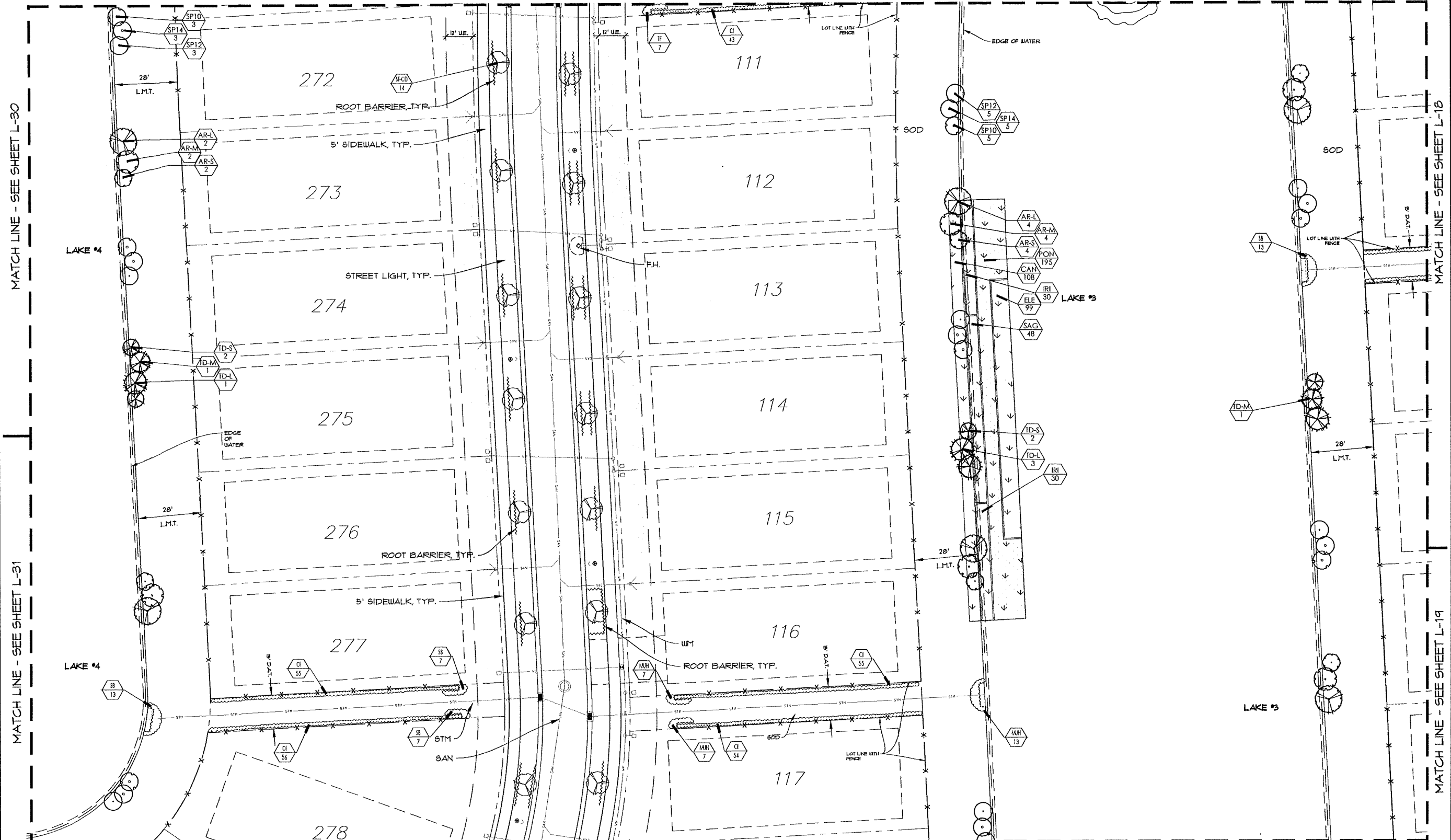


PARKER-YANNETTE
design group, inc.

LANDSCAPE ARCHITECTURE
PLANNING • GRAPHICS
4425 Military Trail
Suite 202
Jupiter, Florida 33458

Telephone: (561) 747-5069
Fax: (561) 747-2041
Email: mail@pydg.com
License #L.A.-0001347

MATCH LINE - SEE SHEET L-23



MATCH LINE - SEE SHEET L-30

MATCH LINE - SEE SHEET L-31

MATCH LINE - SEE SHEET L-18

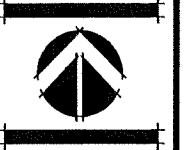
MATCH LINE - SEE SHEET L-19

MATCH LINE - SEE SHEET L-25

AVENIR - POD 15
PALM BEACH GARDENS, FLORIDA
PLANTING PLAN


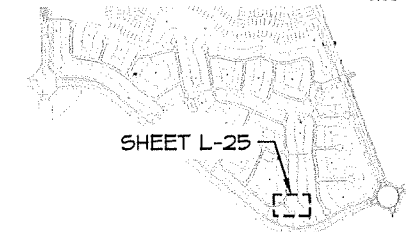
DATE: 6/20/21
DRAWN BY: AJO
JOB NO.: 20-149
SCALE: 1"=20'-0"
FILENAME: Avenir L6

REVISIONS:
1/26/22 Resubmittal
3/21/22 Resubmittal
3/28/22 Resubmittal



PLANTING PLAN

SHEET:
L-24

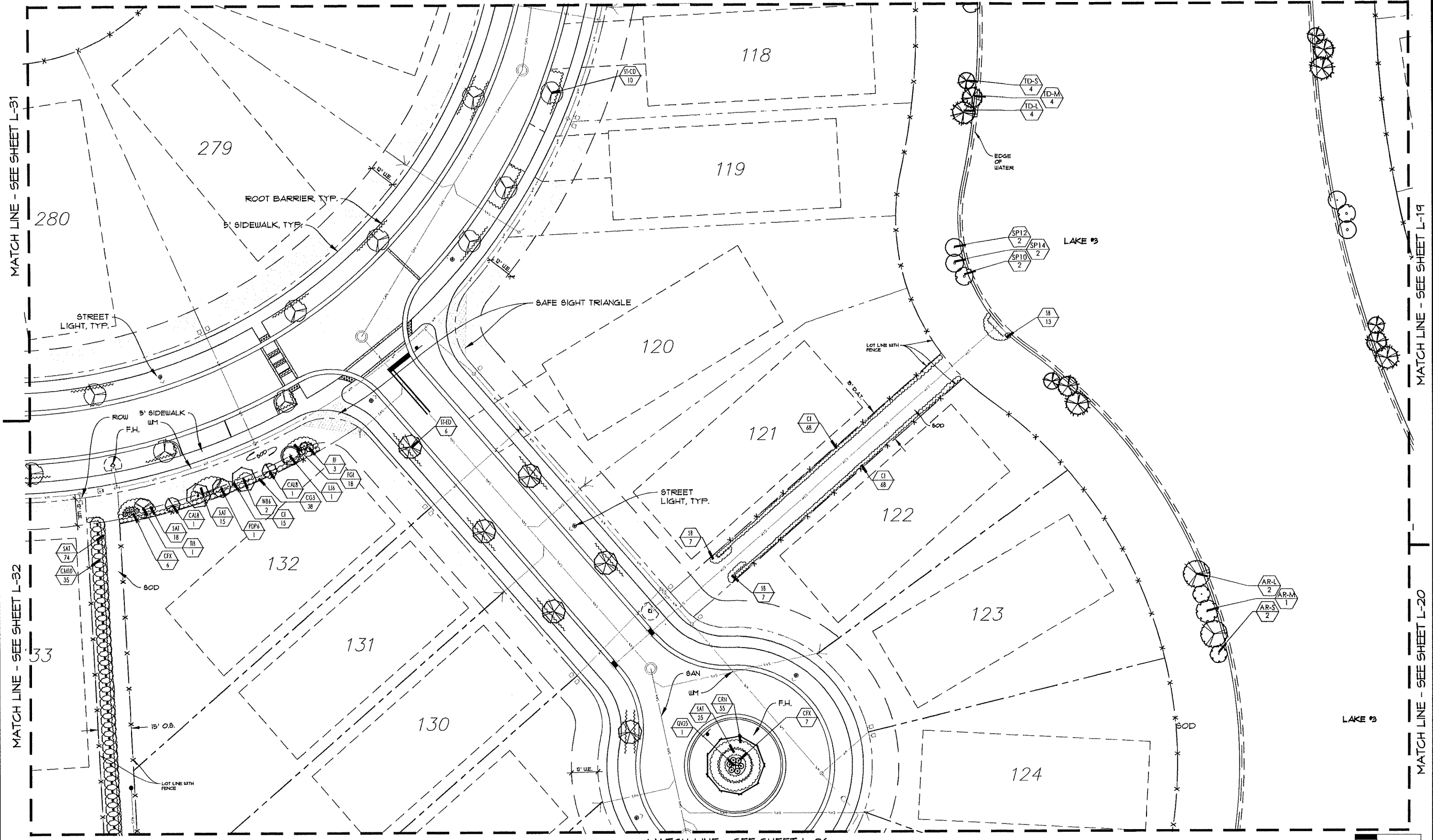


PARKER-YANNETTE
design group, inc.

LANDSCAPE ARCHITECTURE
PLANNING • GRAPHICS
4425 Military Trail
Suite 202
Jupiter, Florida 33458

Telephone: (561) 747-5069
Fax: (561) 747-2041
Email: mail@pydg.com
License #LA-0001347

MATCH LINE - SEE SHEET L-24



MATCH LINE - SEE SHEET L-31

MATCH LINE - SEE SHEET L-32

MATCH LINE - SEE SHEET L-19


MATCH LINE - SEE SHEET L-20

MATCH LINE - SEE SHEET L-26

AVENIR - POD 15
PALM BEACH GARDENS, FLORIDA
PLANTING PLAN

DATE: 6/10/21
DRAIN BY: AJO
JOB NO.: 20-143
SCALE: 1"=20'-0"
FILENAME: Avenir L5

REVISIONS:
1/6/22 Resubmittal
3/9/22 Resubmittal
3/28/22 Resubmittal

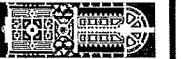
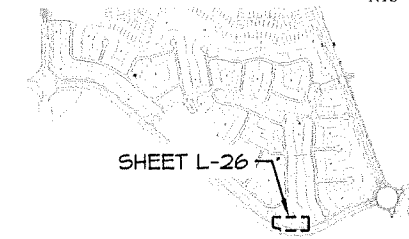


PLANTING PLAN

SHEET:
L-25



SHEET KEY

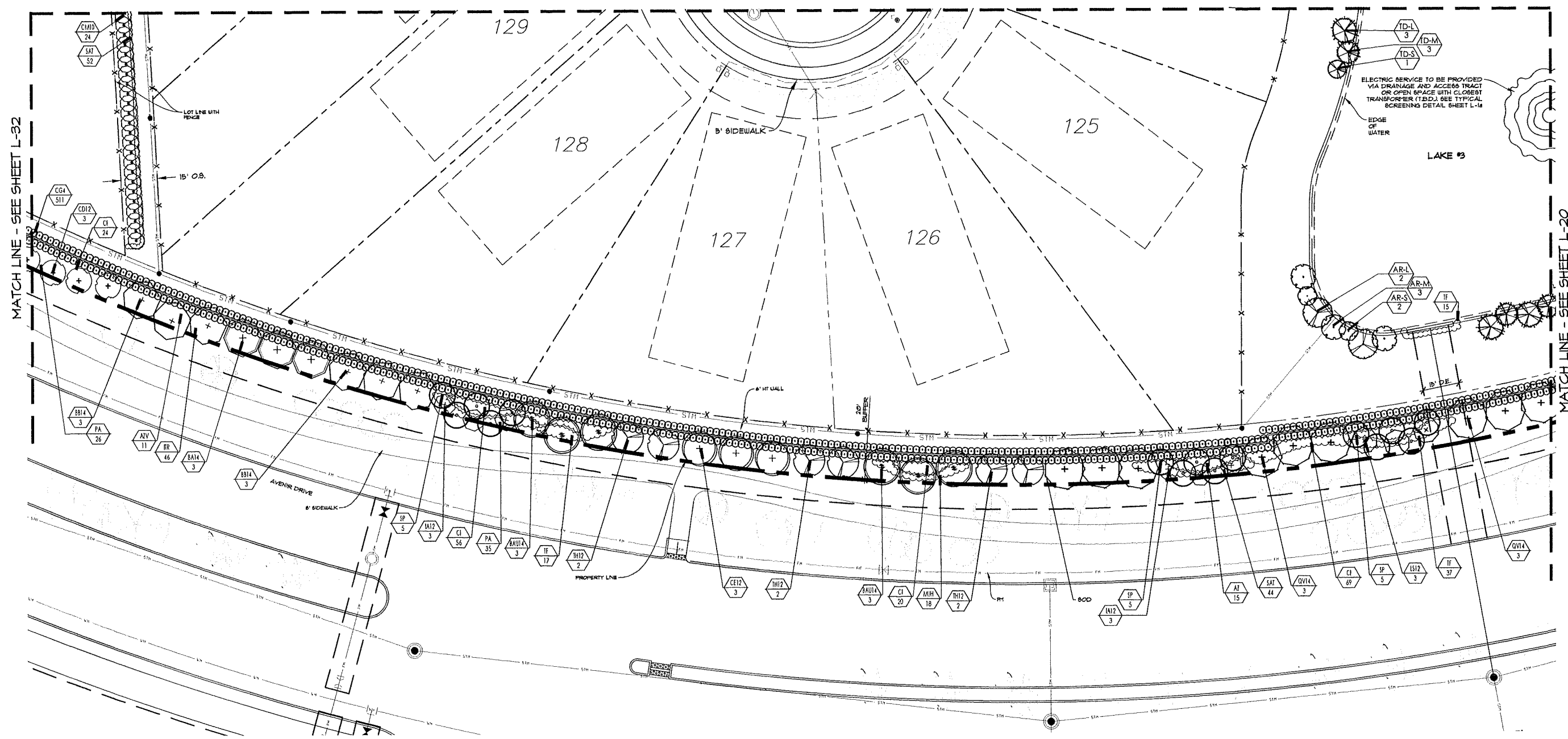


PARKER-YANNETTE
design group, inc.

LANDSCAPE ARCHITECTURE
PLANNING • GRAPHICS
4425 Military Trail
Suite 202
Jupiter, Florida 33458

Telephone: (561) 747-5069
Fax: (561) 747-2041
Email: mail@pydg.com
License #LA-0001347


MATCH LINE - SEE SHEET L-25



AVENIR - POD 15
PALM BEACH GARDENS, FLORIDA
PLANTING PLAN

DATE: 6/10/21
DESIGN BY: AJO
JOB NO.: 20-149
SCALE: 1"=20'-0"
FILENAME: Avenir L6


REVISIONS:
16022 Resubmittal
30722 Resubmittal
32822 Resubmittal



PLANTING PLAN

SHEET:
L-26





PARKER-YANNETTE
design group, inc.

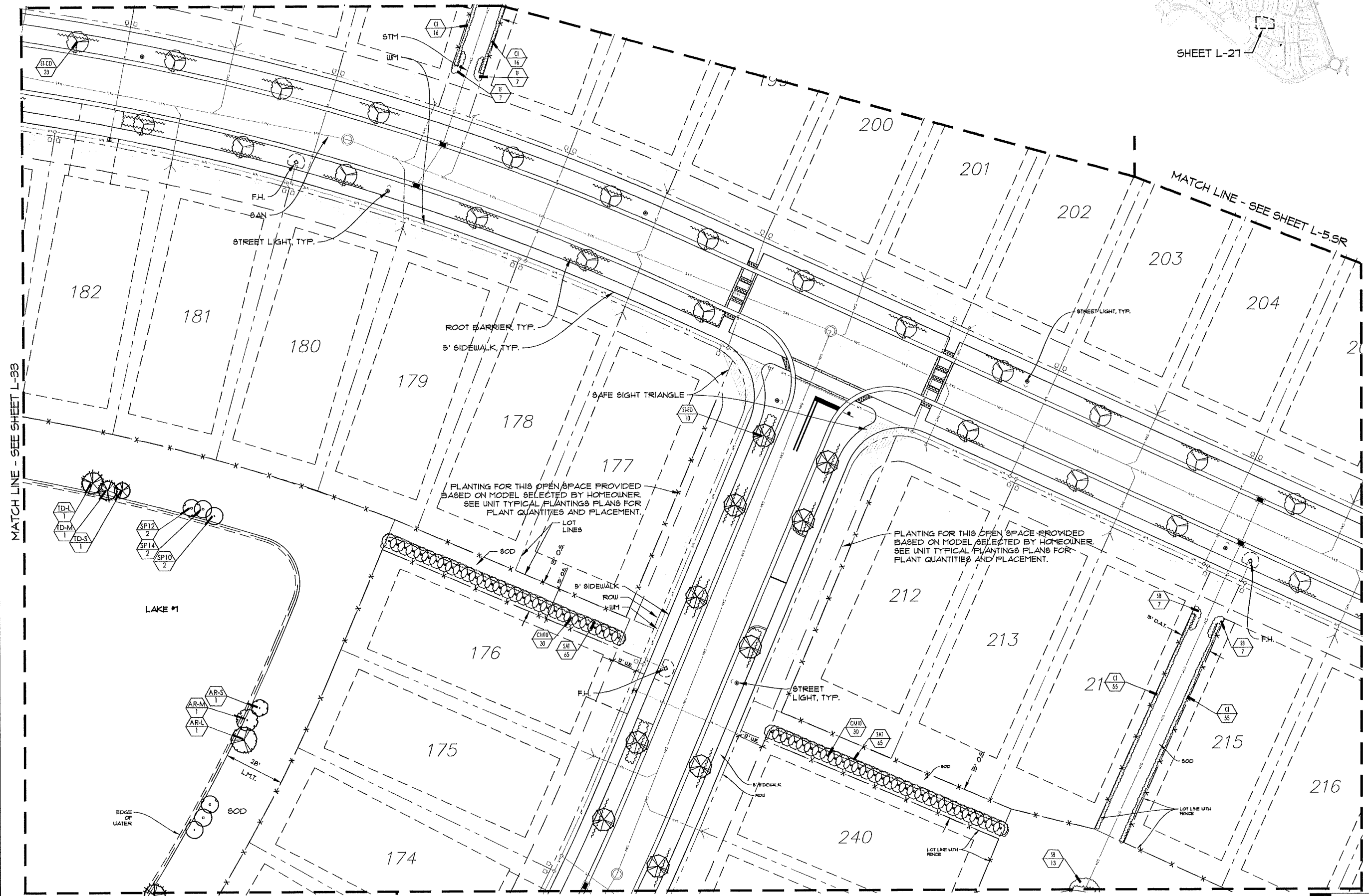
LANDSCAPE ARCHITECTURE
PLANNING GRAPHICS
4425 Military Trail
Suite 202
Jupiter, Florida 33458

Telephone (561) 747-5069
Fax: (561) 747-2041
Email: mail@pydg.com
License #LA-0001347

MATCH LINE - SEE SHEET L-6.SR

SHEET L-21

MATCH LINE - SEE SHEET L-5.SR



MATCH LINE - SEE SHEET L-33

MATCH LINE - SEE SHEET L-21

MATCH LINE - SEE SHEET L-28

AVENIR - POD 15
PALM BEACH GARDENS, FLORIDA
PLANTING PLAN

DATE: 6/30/21
DRAWN BY: AJO
JOB NO: 20-149
SCALE: 1" = 20'-0"
FILENAME: Avenir L5

REVISIONS:
1/26/22 Resubmittal
3/27/22 Resubmittal
3/28/22 Resubmittal



PLANTING PLAN

SHEET:
L-21

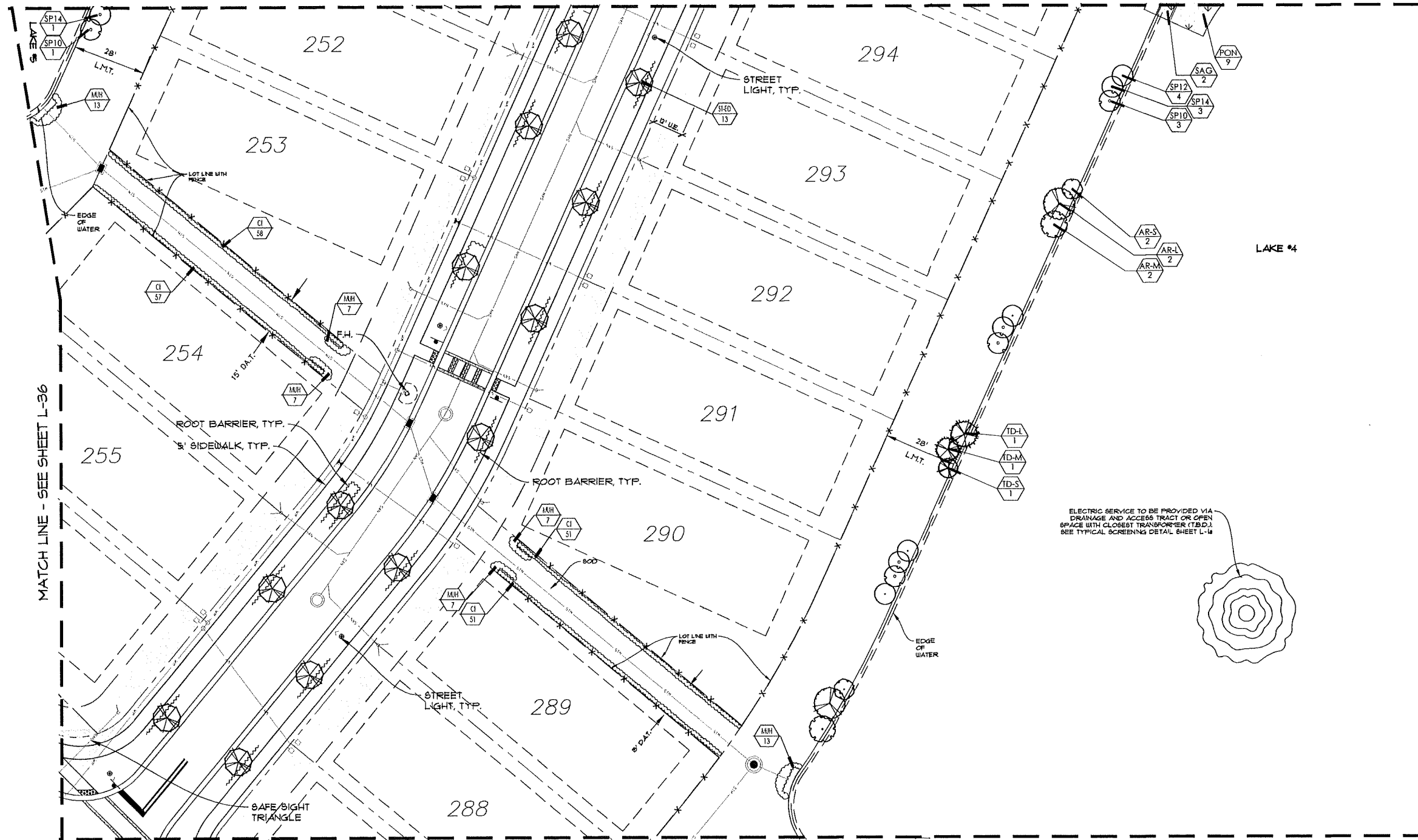


SHEET KEY



SHEET L-30

MATCH LINE - SEE SHEET L-29



MATCH LINE - SEE SHEET L-36

MATCH LINE - SEE SHEET L-23

MATCH LINE - SEE SHEET L-24

MATCH LINE - SEE SHEET L-31

ELECTRIC SERVICE TO BE PROVIDED VIA DRAINAGE AND ACCESS TRACT OR OPEN SPACE WITH CLOSEST TRANSFORMER (T.B.D.). SEE TYPICAL SCREENING DETAIL SHEET L-14



PARKER-YANNETTE
design group, inc.

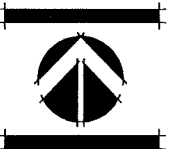
LANDSCAPE ARCHITECTURE
PLANNING • GRAPHICS
4425 Military Trail
Suite 202
Jupiter, Florida 33458

Telephone: (561) 747-5069
Fax: (561) 747-2041
Email: mail@pydg.com
License #LA-0001347

AVENIR - POD 15
PALM BEACH GARDENS, FLORIDA
PLANTING PLAN

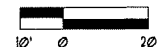
DATE: 6/20/21
DRAWN BY: AJO
JOB NO: 20-149
SCALE: 1" = 20'-0"
FILENAME: Avenir L6

REVISIONS:
1/26/22 Resubmittal
3/01/22 Resubmittal
3/28/22 Resubmittal

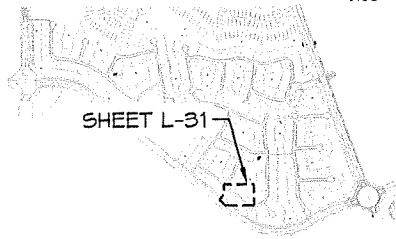


PLANTING PLAN

SHEET:
L-30



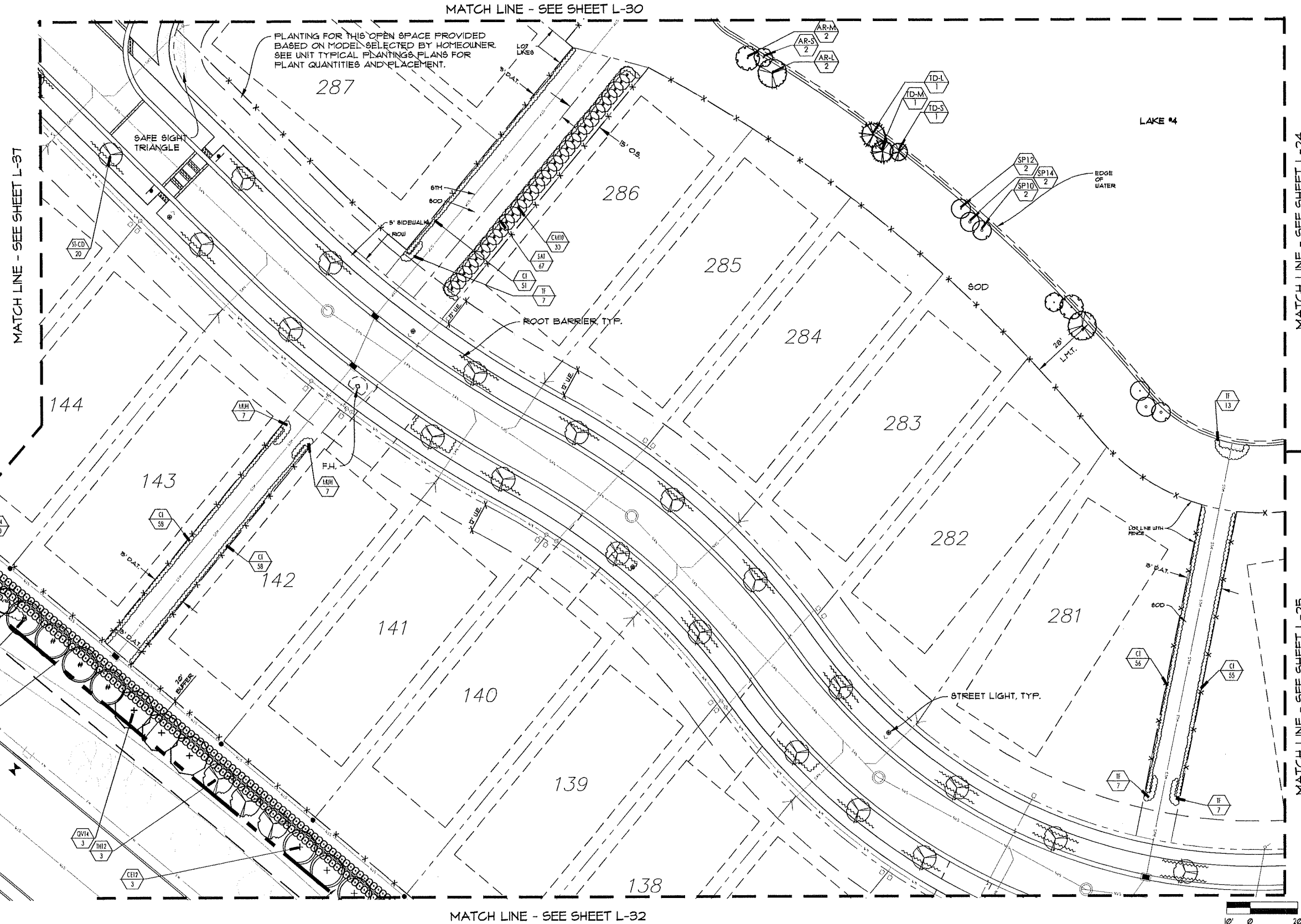
SHEET KEY



PARKER-YANNETTE
design group, inc.

LANDSCAPE ARCHITECTURE
PLANNING • GRAPHICS
4425 Military Trail
Suite 202
Jupiter, Florida 33458

Telephone: (561) 747-5069
Fax: (561) 747-2041
Email: mail@pydg.com
License #LA-0001347



PLANTING FOR THIS OPEN SPACE PROVIDED
BASED ON MODEL SELECTED BY HOMEOWNER.
SEE UNIT TYPICAL PLANTINGS PLANS FOR
PLANT QUANTITIES AND PLACEMENT.

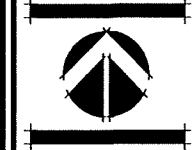
MATCH LINE - SEE SHEET L-24

MATCH LINE - SEE SHEET L-25

AVENIR - POD 15
PALM BEACH GARDENS, FLORIDA
PLANTING PLAN

DATE: 6/20/21
DRAWN BY: AJJ
JOB NO.: 20-148
SCALE: 1"=20'-0"
FILENAME: Avenir L6

REVISIONS:
12/22 Resubmittal
3/2/22 Resubmittal
3/2/22 Resubmittal

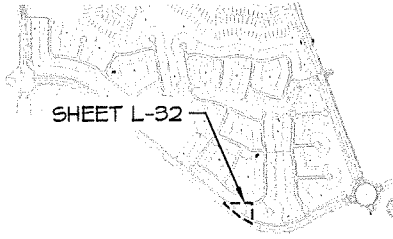


PLANTING PLAN

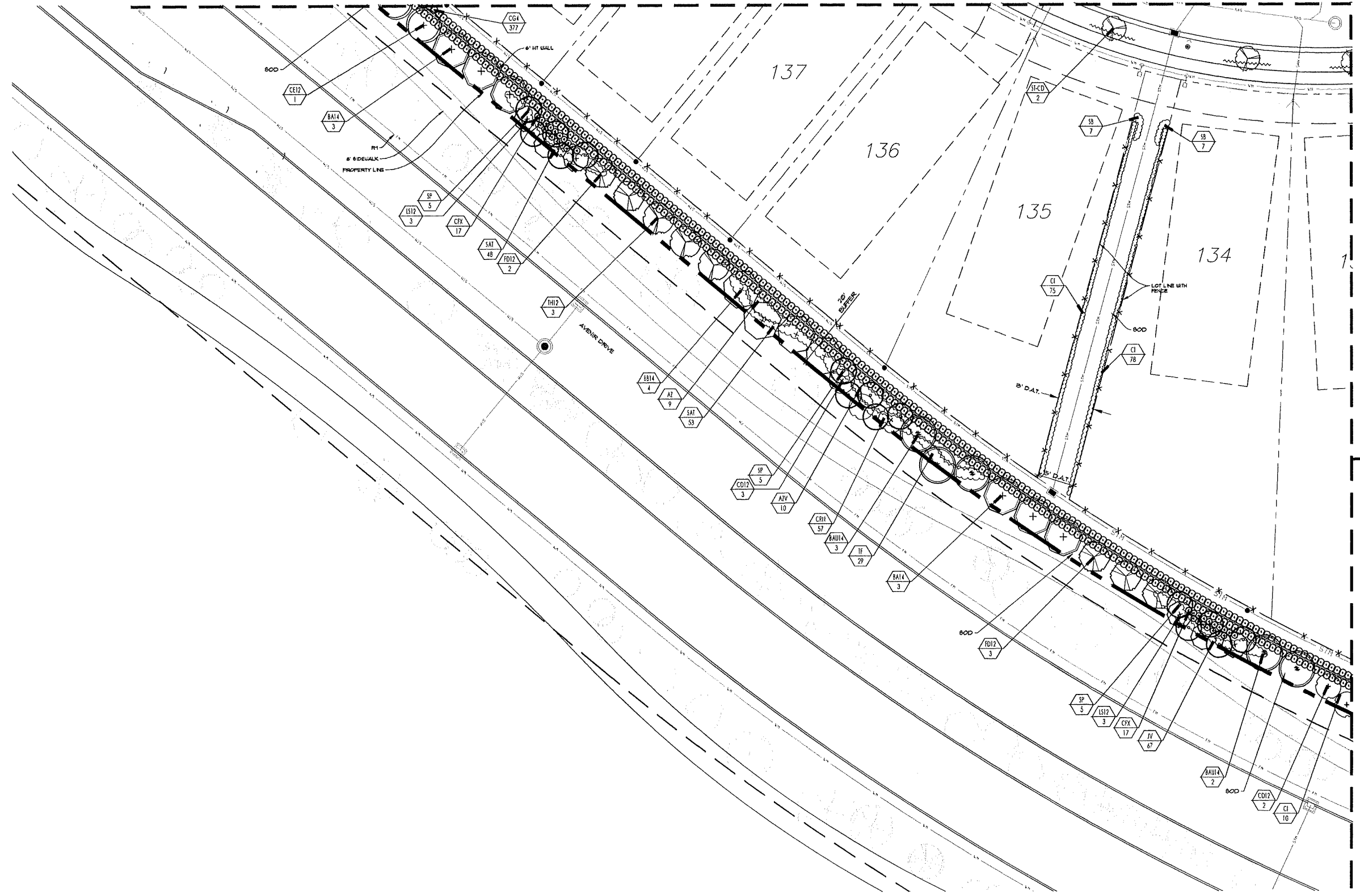
SHEET:
L-31



SHEET KEY



MATCH LINE - SEE SHEET L-31



MATCH LINE - SEE SHEET L-25

MATCH LINE - SEE SHEET L-26



PARKER-YANNETTE
design group, inc.

LANDSCAPE ARCHITECTURE
PLANNING • GRAPHICS
4425 Military Trail
Suite 203
Jupiter, Florida 33458


Telephone: (561) 747-5069
Fax: (561) 747-2041
Email: mail@pydg.com
License #LA-0001347

AVENIR - POD 15
PALM BEACH GARDENS, FLORIDA

PLANTING PLAN

DATE: 6/10/21
DRAWN BY: AJO
JOB NO.: 20-149
SCALE: 1"=20'-0"
FILENAME: Avenir L6

REVISIONS:
1/6/22 Resubmittal
3/2/22 Resubmittal
3/28/22 Resubmittal



PLANTING PLAN

SHEET:
L-32





PARKER-YANNETTE
design group, inc.

LANDSCAPE ARCHITECTURE
PLANNING • GRAPHICS
4425 Military Trail
Suite 202
Jupiter, Florida 33458

Telephone: (561) 747-5069
Fax: (561) 747-2041
Email: mail@pydg.com
License #LA-0001347

AVENIR - POD 15
PALM BEACH GARDENS, FLORIDA
PLANTING PLAN

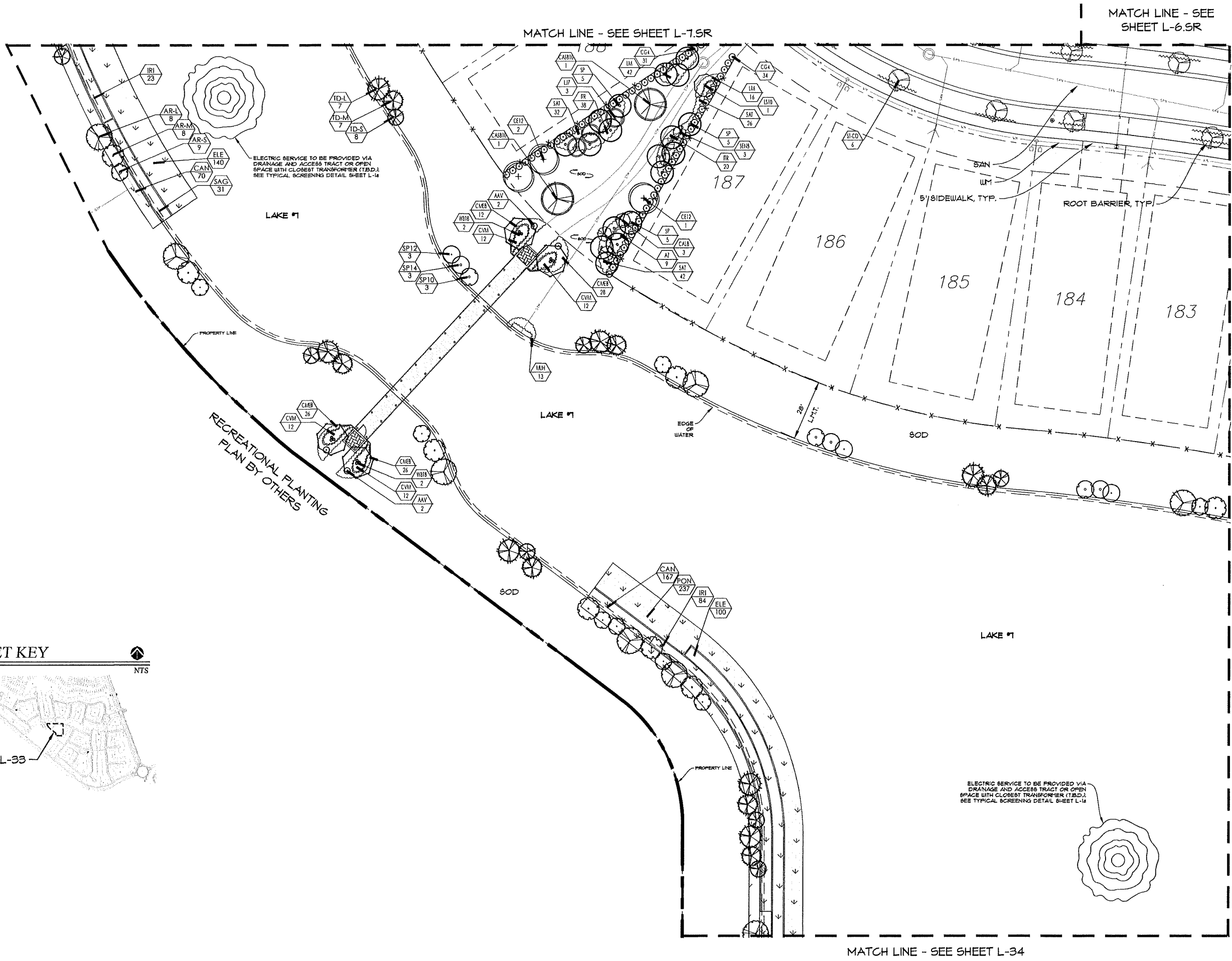
DATE: 6/10/21
DRAWN BY: AJO
JOB NO.: 20-149
SCALE: 1"=20'-0"
FILENAME: Avenir L6

REVISIONS:
1.08.22 Resubmittal
3.07.22 Resubmittal
3.28.22 Resubmittal

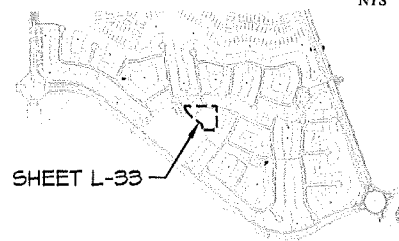


PLANTING PLAN

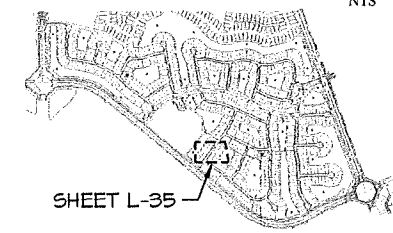
SHEET:
L-33



SHEET KEY



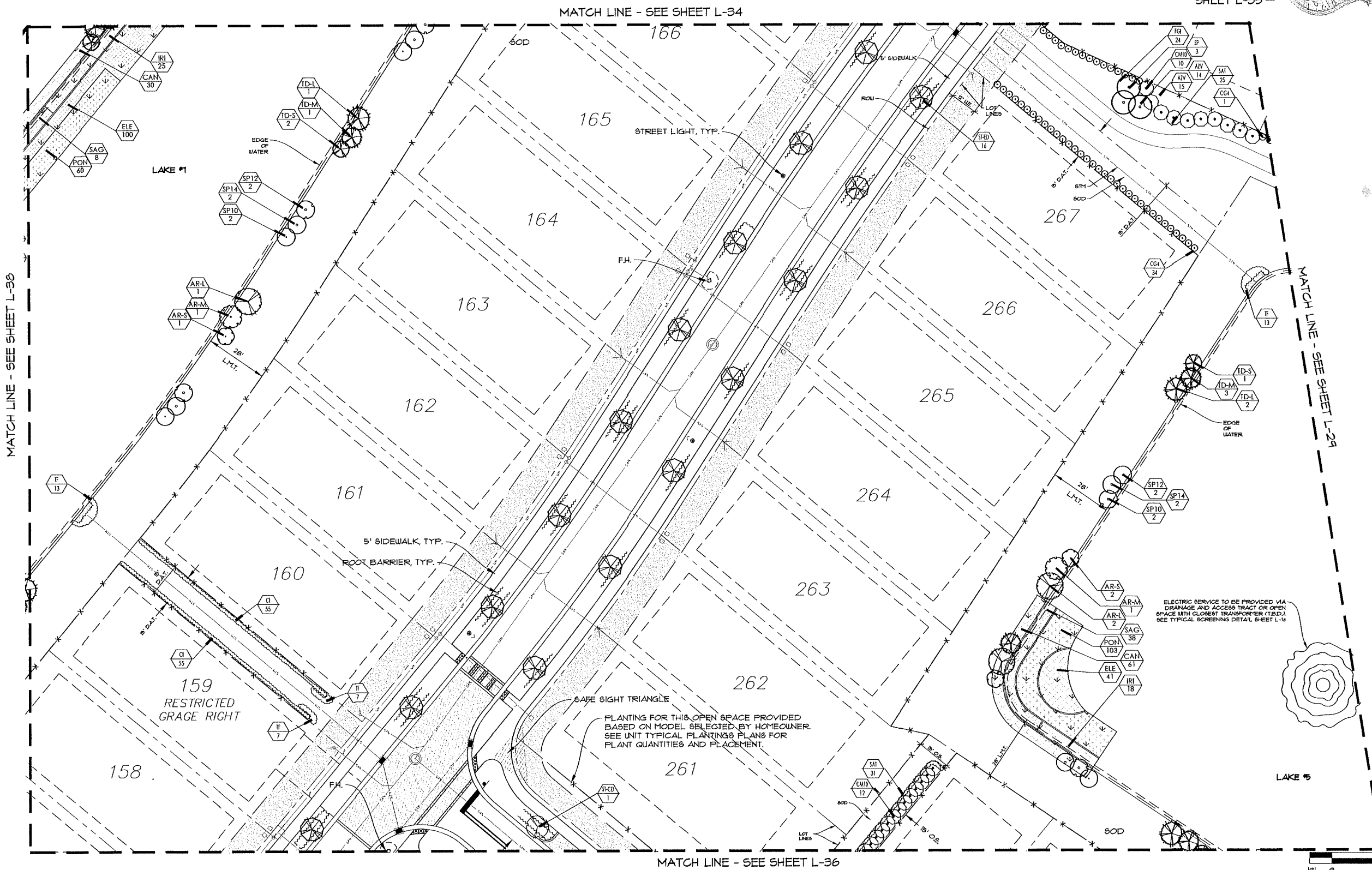
SHEET KEY



PARKER-YANNETTE
design group, inc.

LANDSCAPE ARCHITECTURE
PLANNING GRAPHICS
4425 Military Trail
Suite 202
Jupiter, Florida 33458

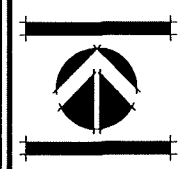
Telephone: (561) 747-5069
Fax: (561) 747-2041
Email: mail@pydg.com
License #LA-0001347



AVENIR - POD 15
PALM BEACH GARDENS, FLORIDA
PLANTING PLAN

DATE: 6.30.21
DRAWN BY: AJO
JOB NO: 20-149
SCALE: 1"=20'-0"
FILENAME: Avenir L5

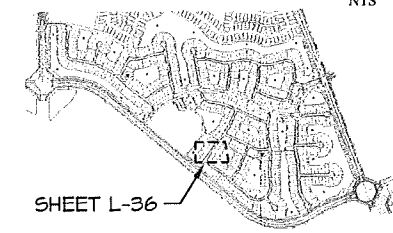
REVISIONS:
12627 Resub(1.0)
32722 Resub(1.0)
32822 Resub(1.0)



PLANTING PLAN

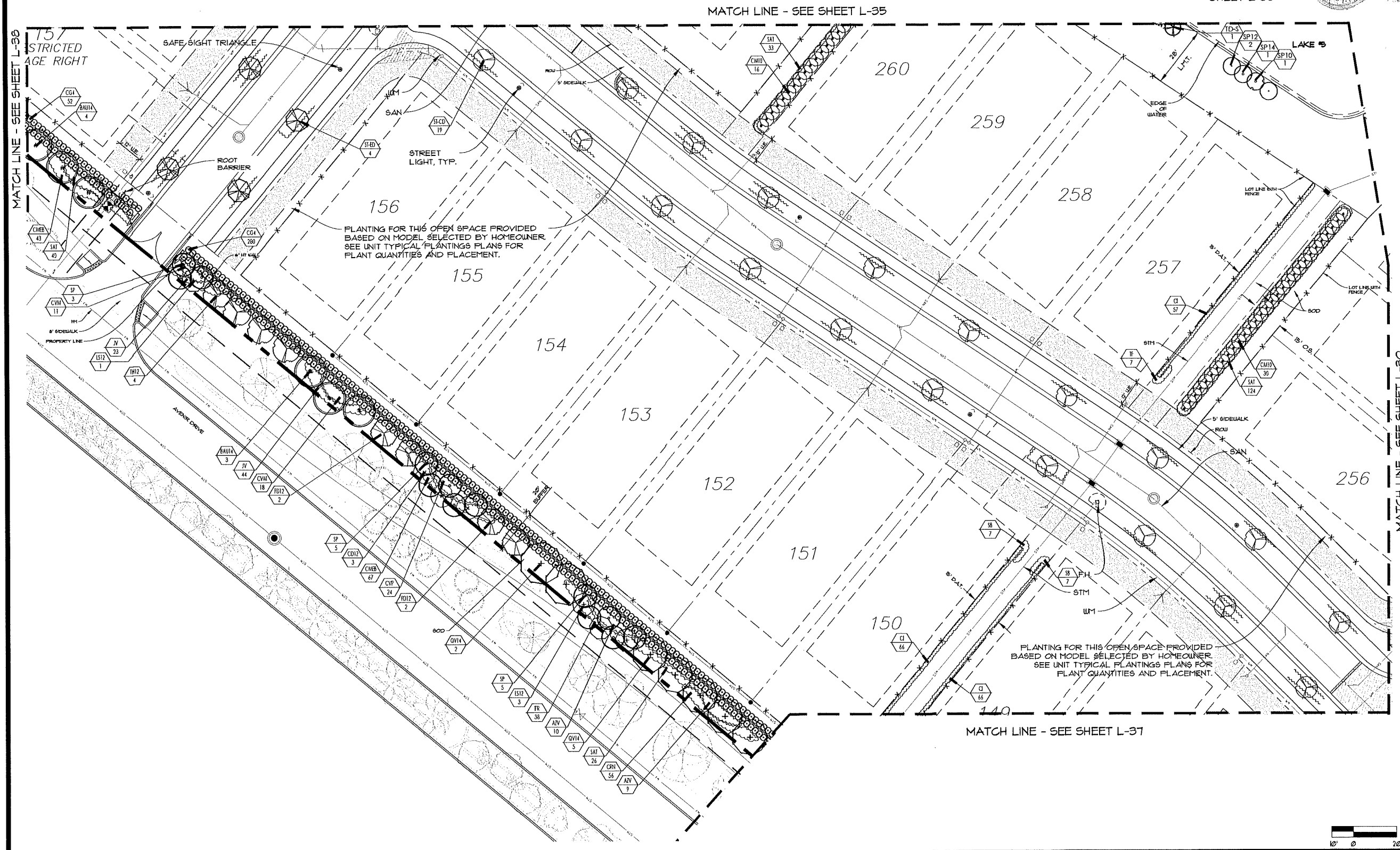
SHEET:
L-35

SHEET KEY



PARKER-YANNETTE
design group, inc.

LANDSCAPE ARCHITECTURE
PLANNING GRAPHICS
4425 Military Trail
Suite 202
Jupiter, Florida 33458
Telephone: (561) 747-5069
Fax: (561) 747-2041
Email: mail@pydg.com
License #LA-0001347



MATCH LINE - SEE SHEET L-35

MATCH LINE - SEE SHEET L-35

MATCH LINE - SEE SHEET L-30

MATCH LINE - SEE SHEET L-37

AVENIR - POD 15
PALM BEACH GARDENS, FLORIDA
PLANTING PLAN


DATE: 6/10/21
DRAWN BY: AJO
JOB NO. 20-149
SCALE: 1"=20'-0"
FILENAME: Avenir L5

REVISIONS:
1/26/22 Resubmittal
3/07/22 Resubmittal
3/28/22 Resubmittal



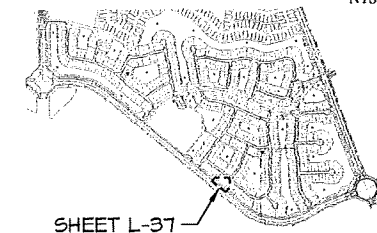
PLANTING PLAN

SHEET:
L-36



SHEET KEY

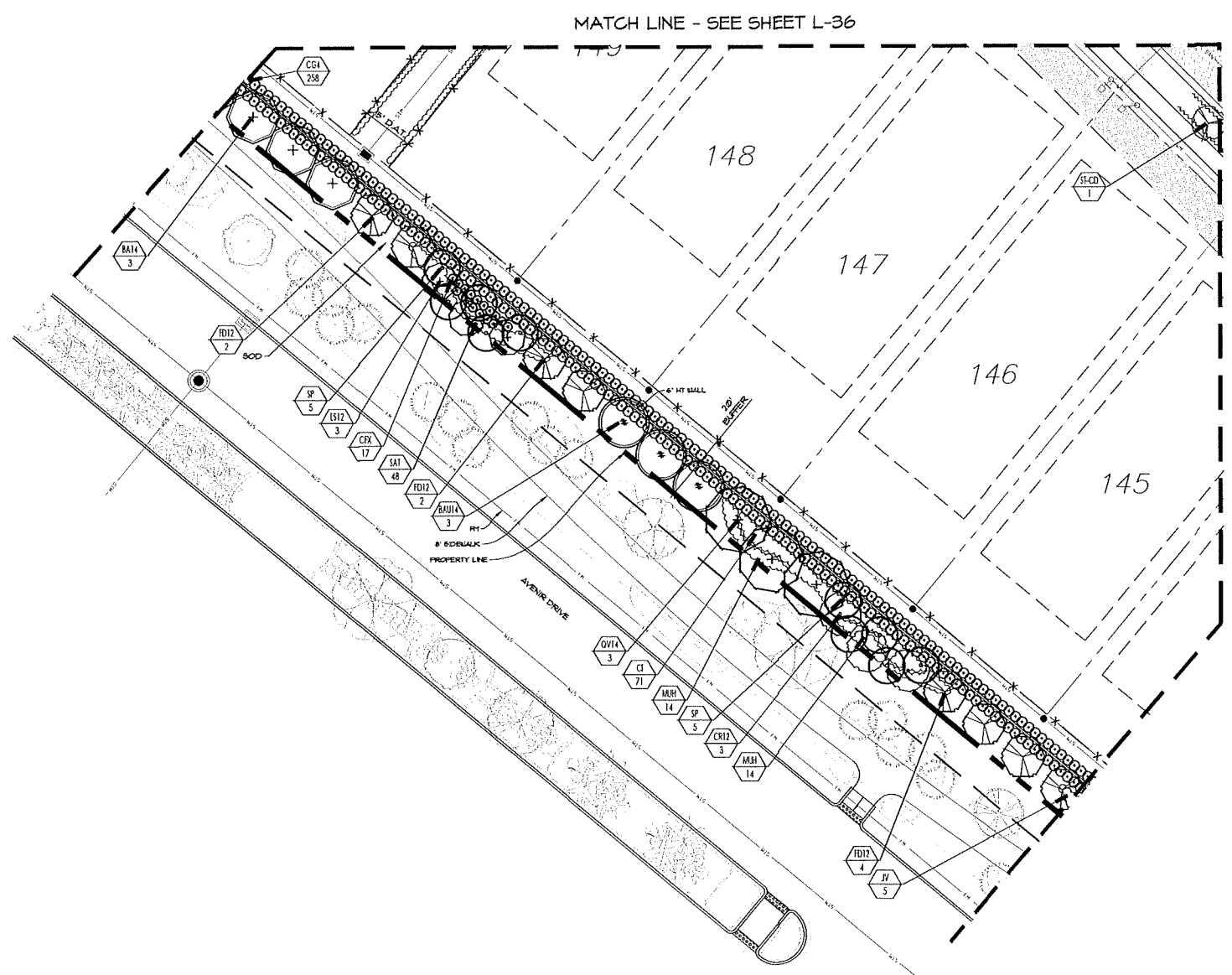
NTS



PARKER-YANNETTE
design group, inc.

LANDSCAPE ARCHITECTURE
PLANNING • GRAPHICS
4425 Military Trail
Suite 202
Jupiter, Florida 33458

Telephone: (561) 747-5069
Fax: (561) 747-2041
Email: mail@pydg.com
License #LA-0001347



MATCH LINE - SEE SHEET L-36

MATCH LINE - SEE SHEET L-31

AVENIR - POD 15
PALM BEACH GARDENS, FLORIDA
PLANTING PLAN


DATE: 6/10/21
DRAWN BY: AJO
JOB NO: 20-149
SCALE: 1"=20'-0"
FILENAME: Avenir L5

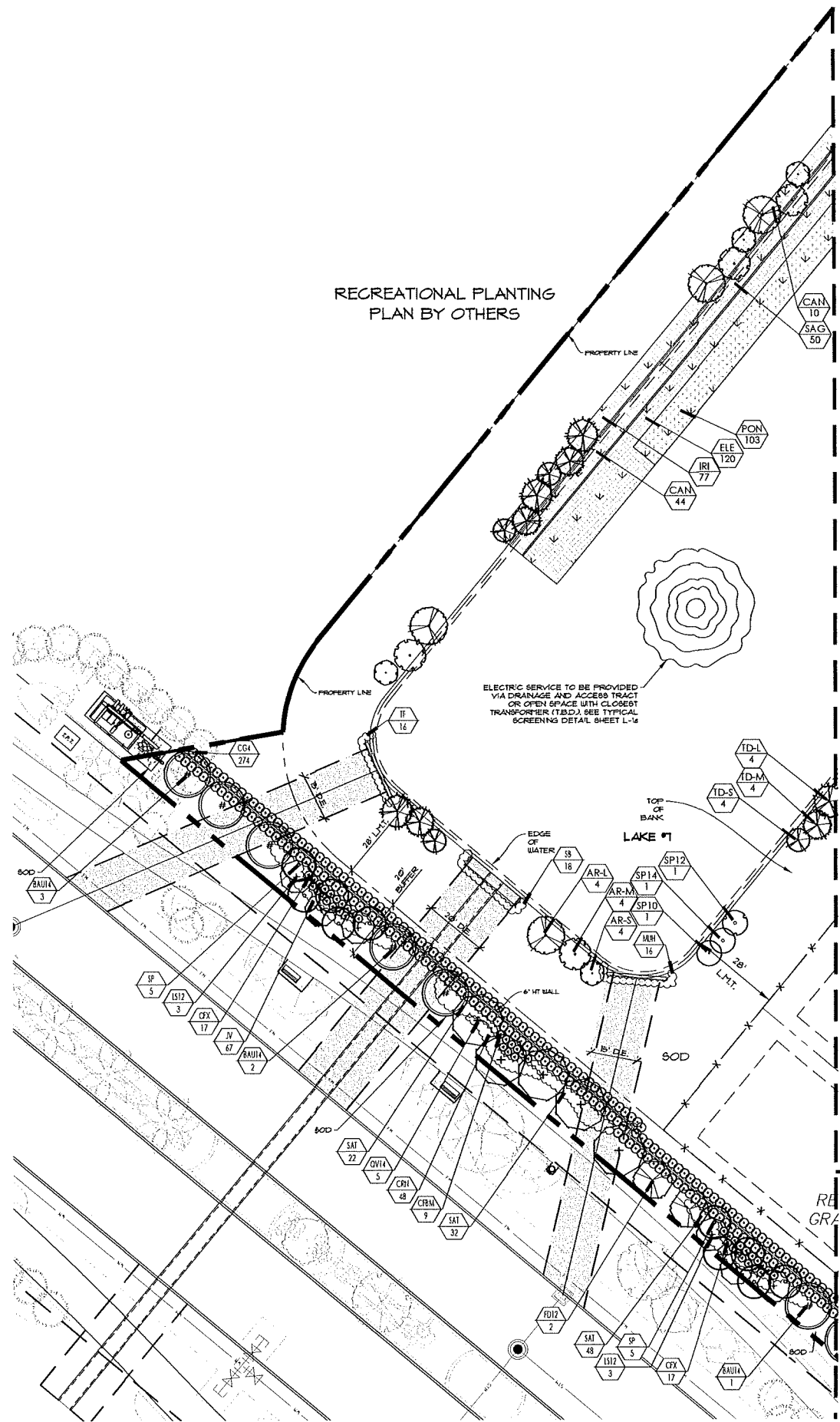
REVISIONS:
1/26/22 Resubmittal
3/01/22 Resubmittal
3/26/22 Resubmittal



PLANTING PLAN

SHEET:
L-37



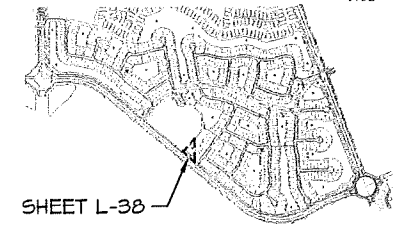


MATCH LINE - SEE SHEET L-35

MATCH LINE - SEE SHEET L-36

SHEET KEY

NTS



PARKER-YANNETTE
design group, inc.

LANDSCAPE ARCHITECTURE
PLANNING - GRAPHICS
4425 Military Trail
Suite 202
Jupiter, Florida 33458

Telephone: (561) 747-5069
Fax: (561) 747-2041
Email: mail@pydg.com
License #LA-0001347

AVENIR - POD 15
PALM BEACH GARDENS, FLORIDA
PLANTING PLAN

DATE: 6/10/21
DRAWN BY: AJO
JOB NO: 20-149
SCALE: 1"=20'-0"
FILENAME: Avenir L5

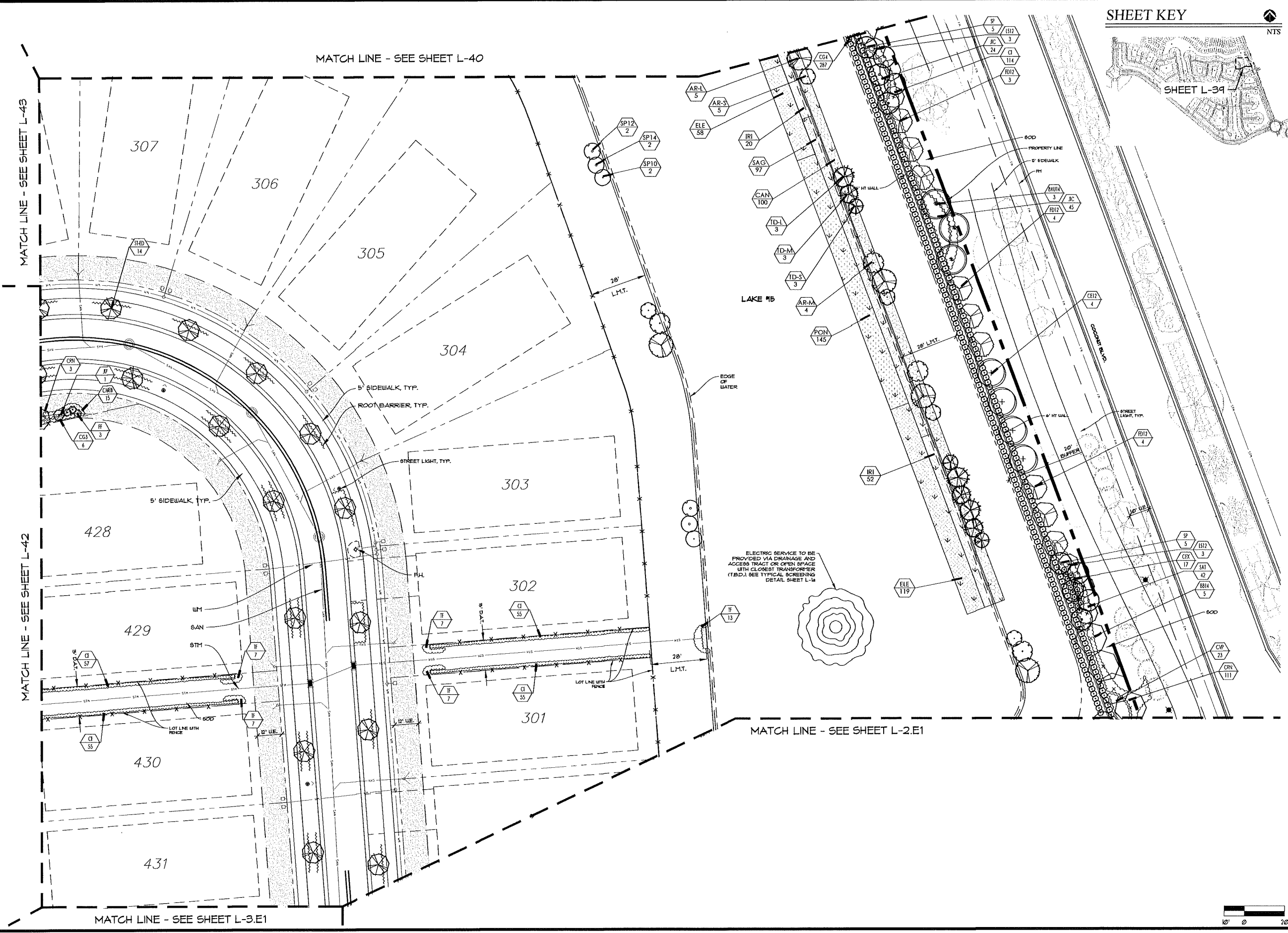
REVISIONS:
12/02/21 Resubmittal
3/01/22 Resubmittal
3/28/22 Resubmittal



PLANTING PLAN

SHEET:
L-38





SHEET KEY



NTS



PARKER-YANNETTE
design group, inc.

LANDSCAPE ARCHITECTURE
PLANNING GRAPHICS
4425 Military Trail
Suite 202
Jupiter, Florida 33458

Telephone: (561) 747-5069
Fax: (561) 747-2041
Email: mail@pydg.com
License #LA-0001347

AVENIR - POD 15
PALM BEACH GARDENS, FLORIDA
PLANTING PLAN

DATE: 6-10-21
DRAWN BY: AJO
JOB NO: 20-149
SCALE: 1"=20'-0"
FILENAME: Avenir L6

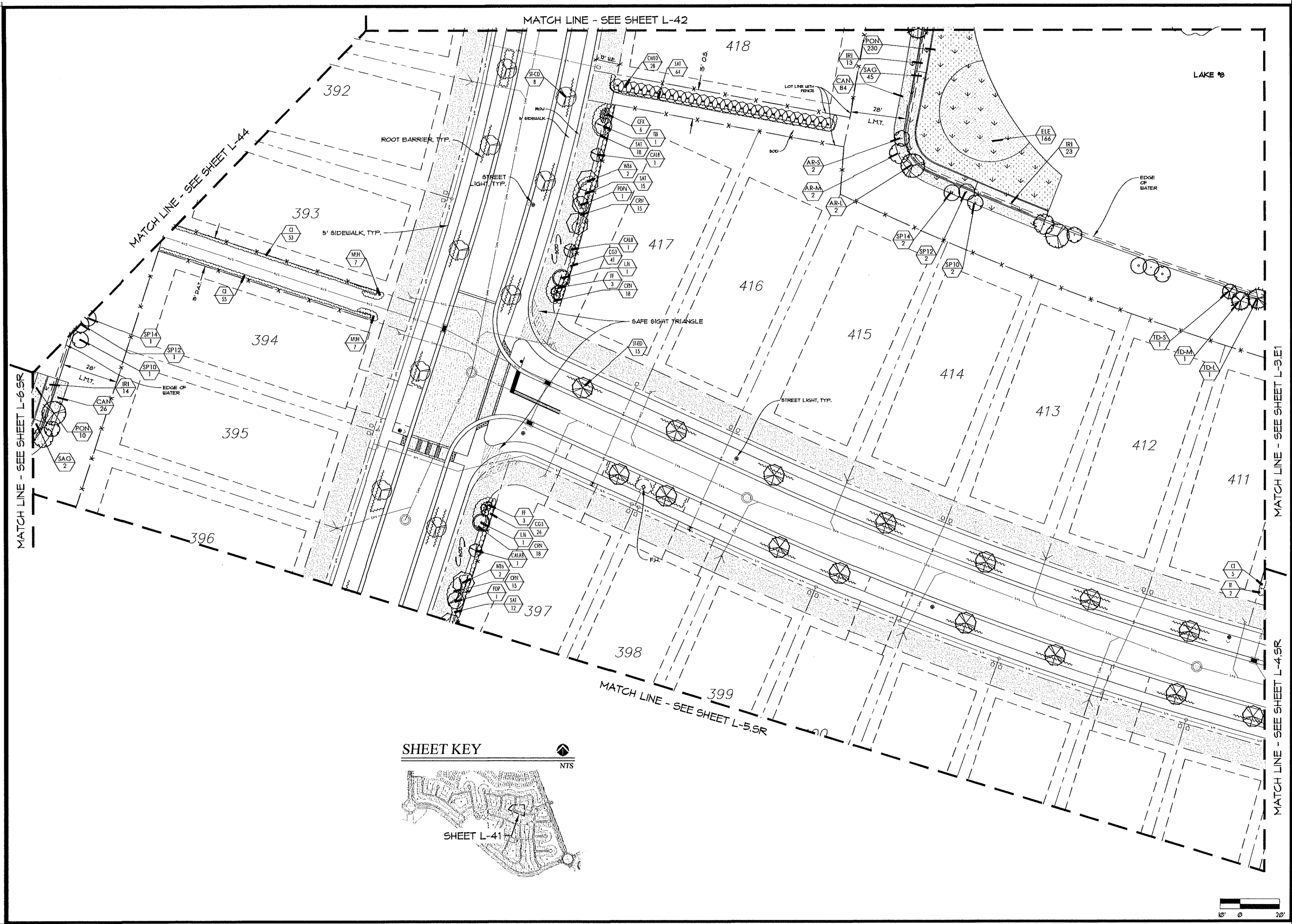
REVISIONS:
12/6/22 Resubmittal
3/7/22 Resubmittal
3/26/22 Resubmittal



PLANTING PLAN

SHEET:
L-39





PARKER-YANNETTE
design group, inc.

LANDSCAPE ARCHITECTURE
PLANNING • GRAPHICS

4425 Military Trail
Suite 202
Jupiter, Florida 33458

Telephone: (561) 747-5069
Fax: (561) 747-2041
Email: mail@pydg.com
License #LA-0001347

AVENIR - POD 15
PALM BEACH GARDENS, FLORIDA
PLANTING PLAN

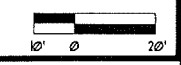
DATE: 6/20/21
DRAWN BY: AJO
JOB NO.: 20-149
SCALE: 1"=20'-0"
FILENAME: Avenir L6

REVISIONS:
10/26/22 Resubmittal
3/17/22 Resubmittal
3/28/22 Resubmittal



PLANTING PLAN

SHEET:
L-41



MATCH LINE - SEE SHEET L-43



PARKER-YANNETTE
design group, inc.

LANDSCAPE ARCHITECTURE
PLANNING GRAPHICS
4425 Military Trail
Suite 202
Jupiter, Florida 33458

Telephone: (561) 747-5069
Fax: (561) 747-2041
Email: mail@pydg.com
License #LA-0001347

AVENIR - POD 15
PALM BEACH GARDENS, FLORIDA
PLANTING PLAN

DATE: 6/10/21
DRAWN BY: AJO
JOB NO.: 20-149
SCALE: 1"=20'-0"
FILENAME: Avenir L6

REVISIONS:
1/26/22 Residential
3/27/22 Residential
3/28/22 Residential



PLANTING PLAN

SHEET:
L-42

MATCH LINE - SEE SHEET L-45

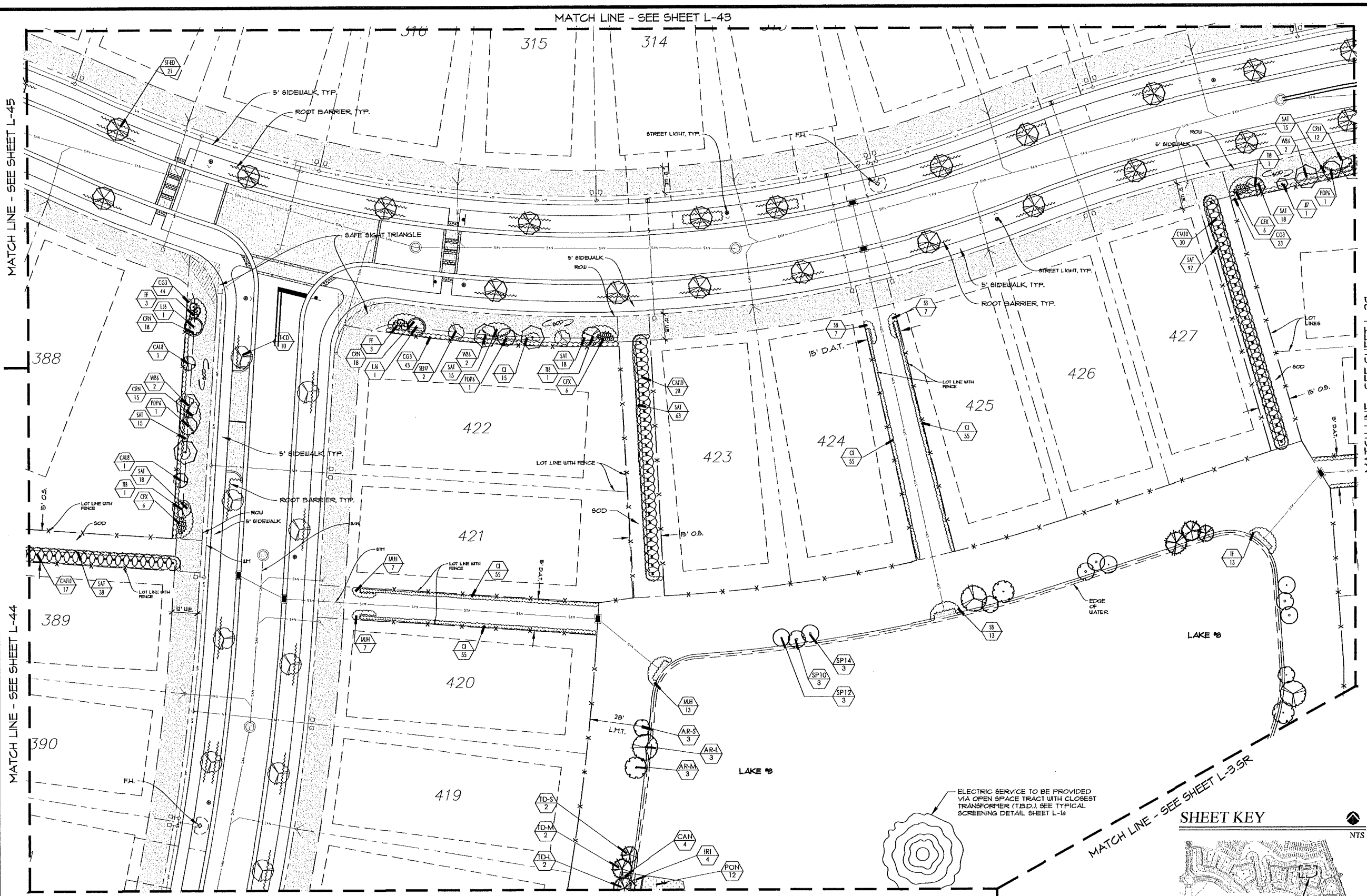

MATCH LINE - SEE SHEET L-44

MATCH LINE - SEE SHEET L-41

MATCH LINE - SEE SHEET L-39

MATCH LINE - SEE SHEET L-35R

SHEET KEY



ELECTRIC SERVICE TO BE PROVIDED VIA OPEN SPACE TRACT WITH CLOSEST TRANSFORMER (T.B.D.). SEE TYPICAL SCREENING DETAIL SHEET L-14



PARKER-YANNETTE
design group, inc.

LANDSCAPE ARCHITECTURE
PLANNING • GRAPHICS
4425 Military Trail
Suite 202
Jupiter, Florida 33458

Telephone: (561) 747-5069
Fax: (561) 747-2041
Email: mail@pydg.com
License #LA-0001347

AVENIR - POD 15
PALM BEACH GARDENS, FLORIDA
PLANTING PLAN

DATE: 6-10-21
DRAWN BY: AJO
JOB NO: 20-149
SCALE: 1"=20'-0"
FILENAME: Avenir L5

REVISIONS:
12622 Resubmittal
32122 Resubmittal
32822 Resubmittal



PLANTING PLAN

SHEET: **L-43**



SHEET KEY



0' 0' 20'

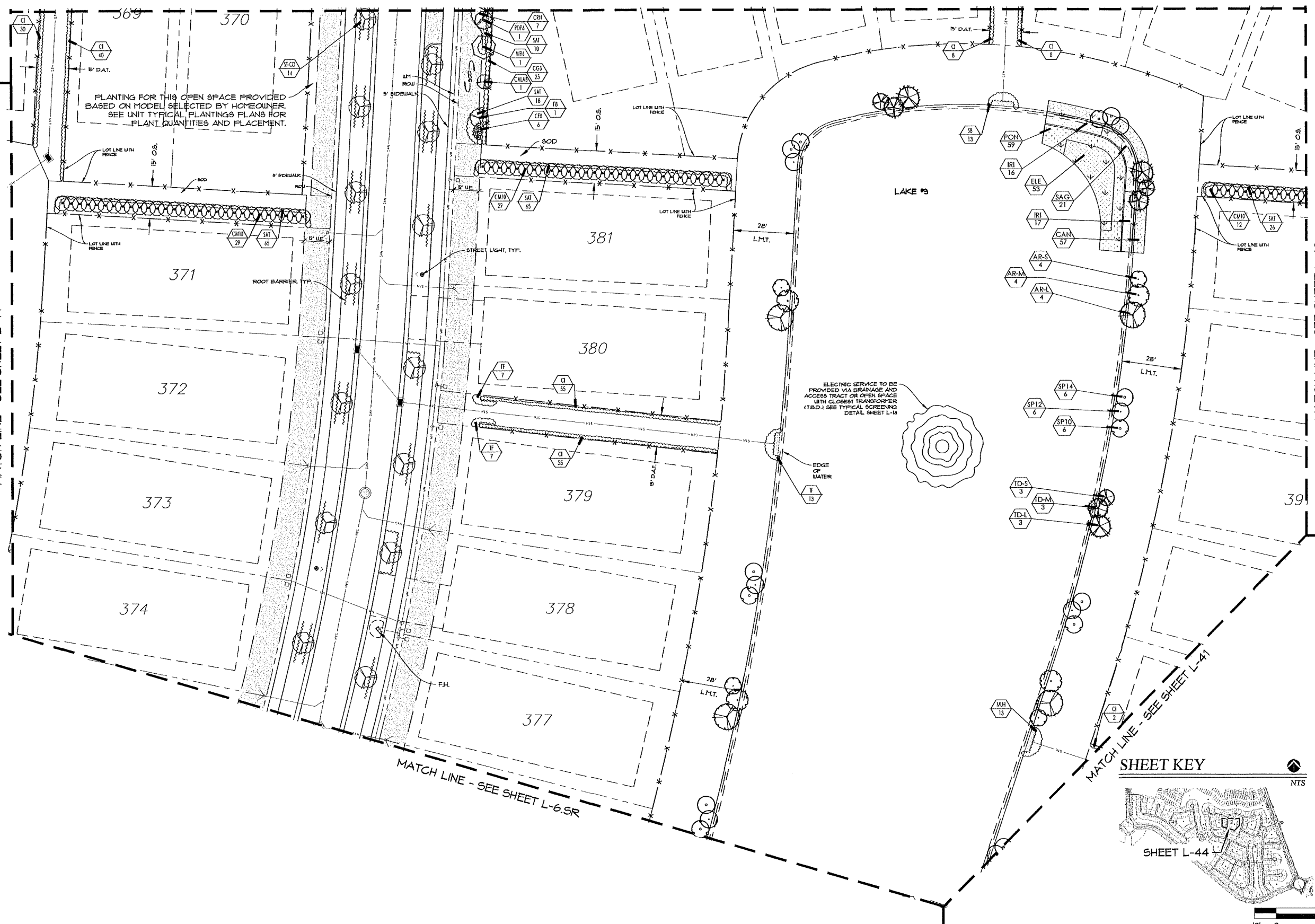
MATCH LINE - SEE SHEET L-48

MATCH LINE - SEE SHEET L-45

PLANTING FOR THIS OPEN SPACE PROVIDED BASED ON MODEL SELECTED BY HOMEOWNER. SEE UNIT TYPICAL PLANTINGS PLANS FOR PLANT QUANTITIES AND PLACEMENT.

MATCH LINE - SEE SHEET L-47

MATCH LINE - SEE SHEET L-42



ELECTRIC SERVICE TO BE PROVIDED VIA DRAINAGE AND ACCESS TRACT OR OPEN SPACE WITH CLOSEST TRANSFORMER (T.B.D.) SEE TYPICAL SCREENING DETAIL SHEET L-14

EDGE OF WATER


MATCH LINE - SEE SHEET L-6.SR

MATCH LINE - SEE SHEET L-41

SHEET KEY




SHEET L-44



AVENIR - POD 15 PALM BEACH GARDENS, FLORIDA PLANTING PLAN

DATE: 6/30/21 DRAIN BY: AJG JOB NO.: 20-149 SCALE: 1"=20'-0" FILENAME: Avenir L5

REVISIONS: 10622 Resubmittal 3/27/22 Resubmittal 3/28/22 Resubmittal



PLANTING PLAN

SHEET: L-44

MATCH LINE - SEE SHEET L-49

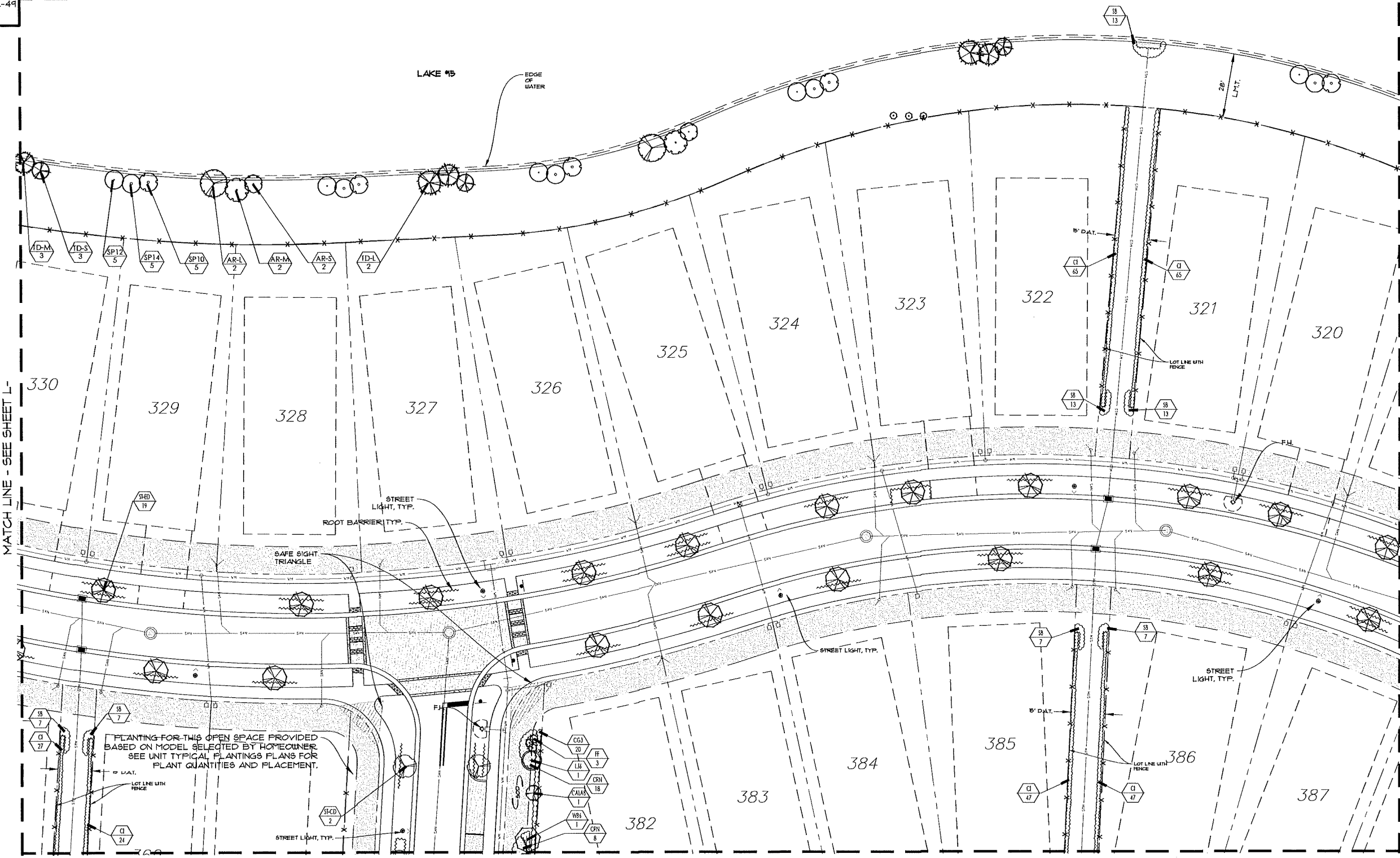
MATCH LINE - SEE SHEET L-46



PARKER-YANNETTE
design group, inc.

LANDSCAPE ARCHITECTURE
PLANNING GRAPHICS
4425 Military Trail
Suite 202
Jupiter, Florida 33458

Telephone: (561) 747-5069
Fax: (561) 747-2041
Email: mail@pydg.com
License #LA-0001347



MATCH LINE - SEE SHEET L-1

MATCH LINE - SEE SHEET L-43

MATCH LINE - SEE SHEET L-42

MATCH LINE - SEE SHEET L-44

AVENIR - POD 15
PALM BEACH GARDENS, FLORIDA
PLANTING PLAN

DATE: 6/10/21
DRAWN BY: AJO
JOB NO: 20-149
SCALE: 1"=20'-0"
FILENAME: Avenir L5

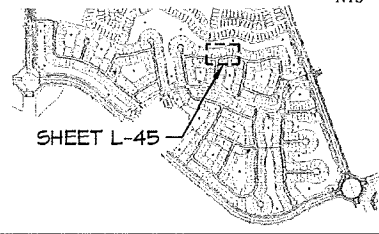
REVISIONS:
12/6/22 Residential
3/21/22 Residential
3/28/22 Residential



SHEET KEY




NTS



SHEET L-45

PLANTING PLAN

SHEET:
L-45





PARKER-YANNETTE
design group, inc.

LANDSCAPE ARCHITECTURE
PLANNING GRAPHICS
4425 Military Trail
Suite 202
Jupiter, Florida 33458

Telephone: (561) 747-5069
Fax: (561) 747-2041
Email: mail@pydg.com
License #LA-0001347

AVENIR - POD 15
PALM BEACH GARDENS, FLORIDA
PLANTING PLAN

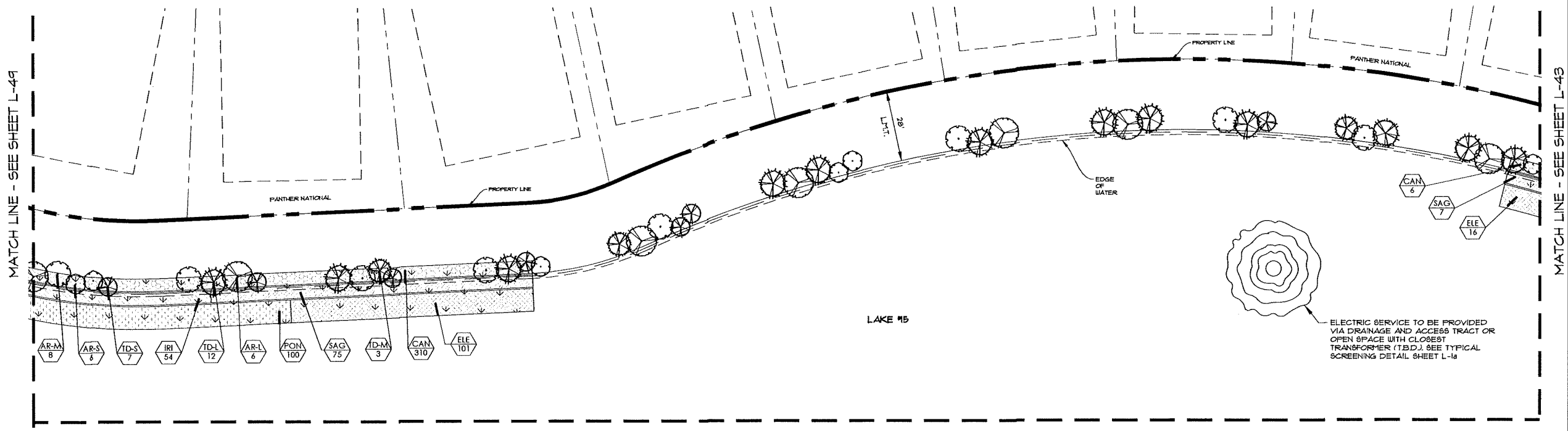
DATE: 6/10/21
DRAIN BY: AJO
JOB NO: 20-149
SCALE: 1"=20'-0"
FILENAME: Avenir L6

REVISIONS:
12/6/21 Resubmittal
3/27/22 Resubmittal
3/28/22 Resubmittal



PLANTING PLAN

SHEET:
L-46



MATCH LINE 'F' - SEE SHEET L-5

SHEET KEY





PARKER-YANNETTE
design group, inc.

LANDSCAPE ARCHITECTURE
PLANNING • GRAPHICS
4425 Military Trail
Suite 202
Jupiter, Florida 33458

Telephone: (561) 747-5069
Fax: (561) 747-2041
Email: mail@pydg.com
License #LA-0001347

AVENIR - POD 15
PALM BEACH GARDENS, FLORIDA
PLANTING PLAN

DATE: 6/30/21
DRAWN BY: AJO
JOB NO: 20-149
SCALE: 1"=20'-0"
FILENAME: Avenir L5

REVISIONS:
12/6/21 Revision 1
3/2/22 Revision 1
3/28/22 Revision 1



PLANTING PLAN

SHEET:
L-47

MATCH LINE - SEE SHEET L-48

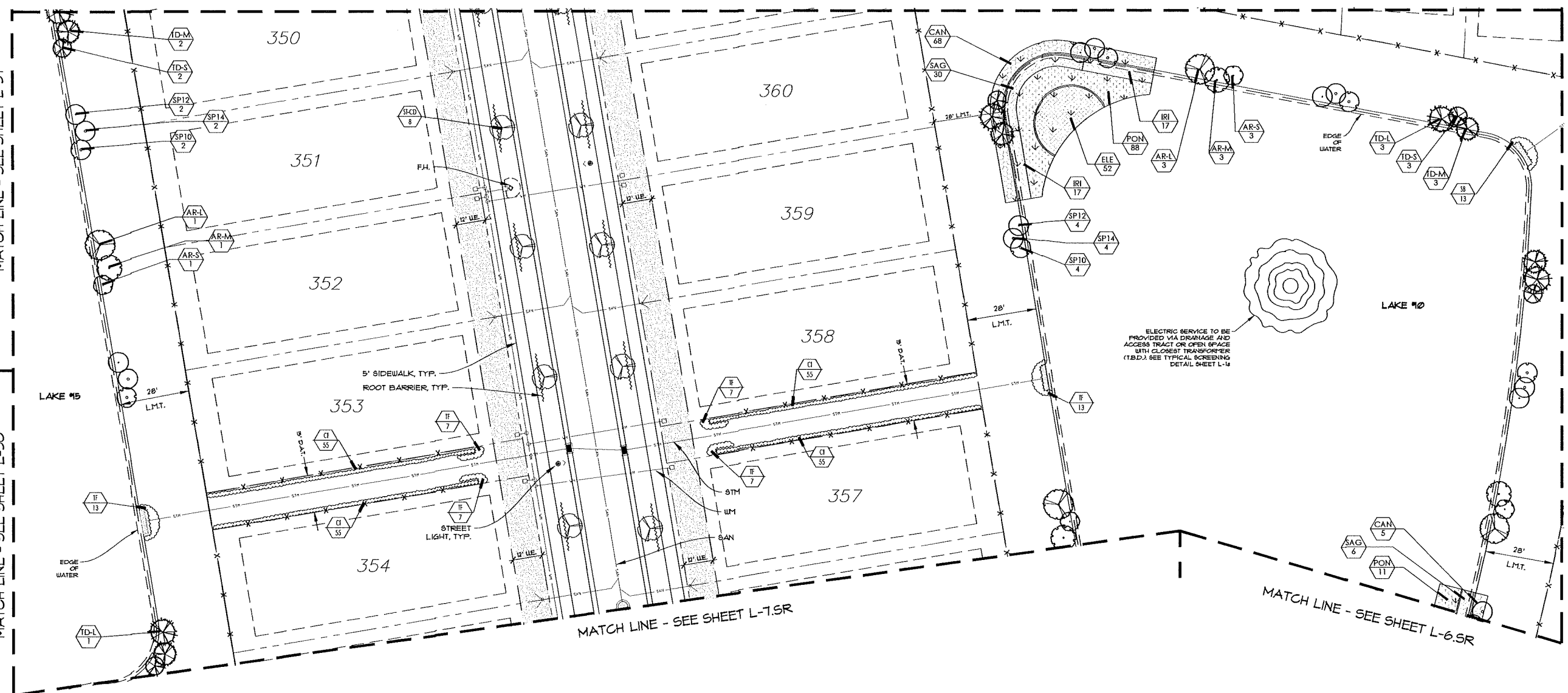
MATCH LINE - SEE SHEET L-51

MATCH LINE - SEE SHEET L-50

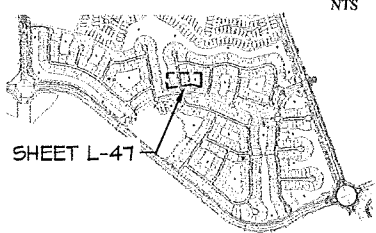
MATCH LINE - SEE SHEET L-44

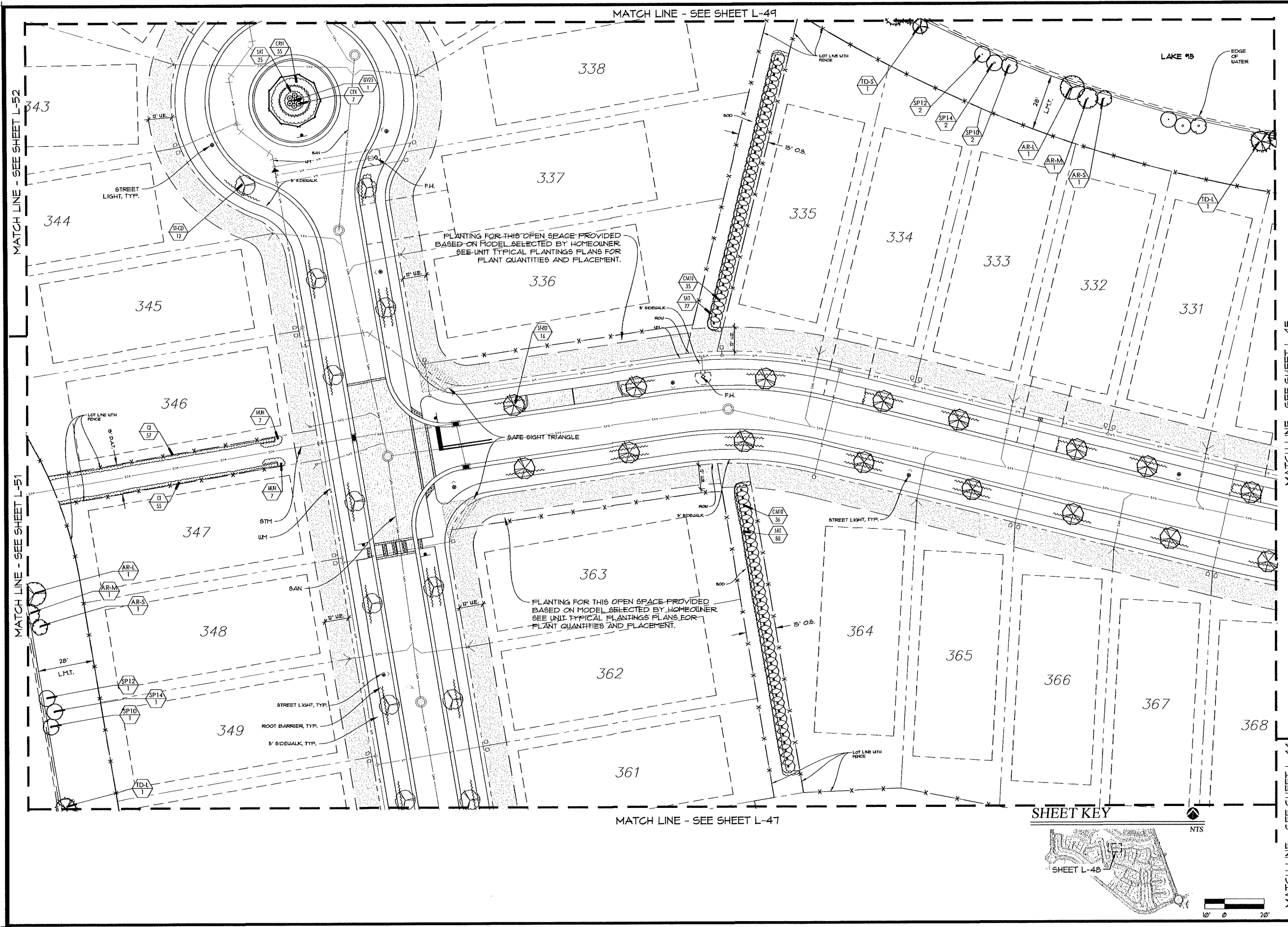
MATCH LINE - SEE SHEET L-6.SR

MATCH LINE - SEE SHEET L-7.SR



SHEET KEY





PARKER-YANNETTE
design group, inc.

LANDSCAPE ARCHITECTURE
PLANNING • GRAPHICS
4425 Military Trail
Suite 202
Jupiter, Florida 33458

Telephone: (561) 747-5069
Fax: (561) 747-2041
Email: mail@pydg.com
License #LA-0001347

AVENIR - POD 15
PALM BEACH GARDENS, FLORIDA
PLANTING PLAN

DATE: 6/30/21
DRAWN BY: AJO
JOB NO: 20-149
SCALE: 1"=20'-0"
FILENAME: Avenir L5


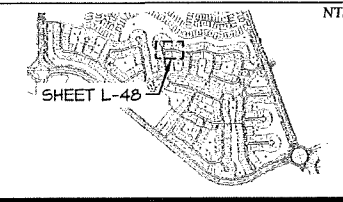
REVISIONS:
12/03/21 Revision#1
3/01/22 Revision#1
3/28/22 Revision#1



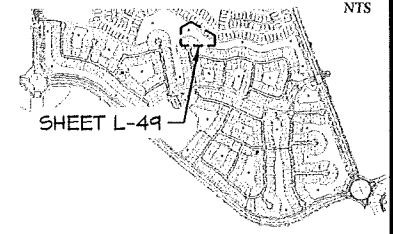
PLANTING PLAN

SHEET:
L-48

SHEET KEY



SHEET KEY



NTS



PARKER-YANNETTE
design group, inc.

LANDSCAPE ARCHITECTURE
PLANNING & GRAPHICS
4425 Military Trail
Suite 202
Jupiter, Florida 33458

Telephone: (561) 747-5069
Fax: (561) 747-2041
Email: mail@pydg.com
License #LA-0001347

AVENIR - POD 15
PALM BEACH GARDENS, FLORIDA
PLANTING PLAN


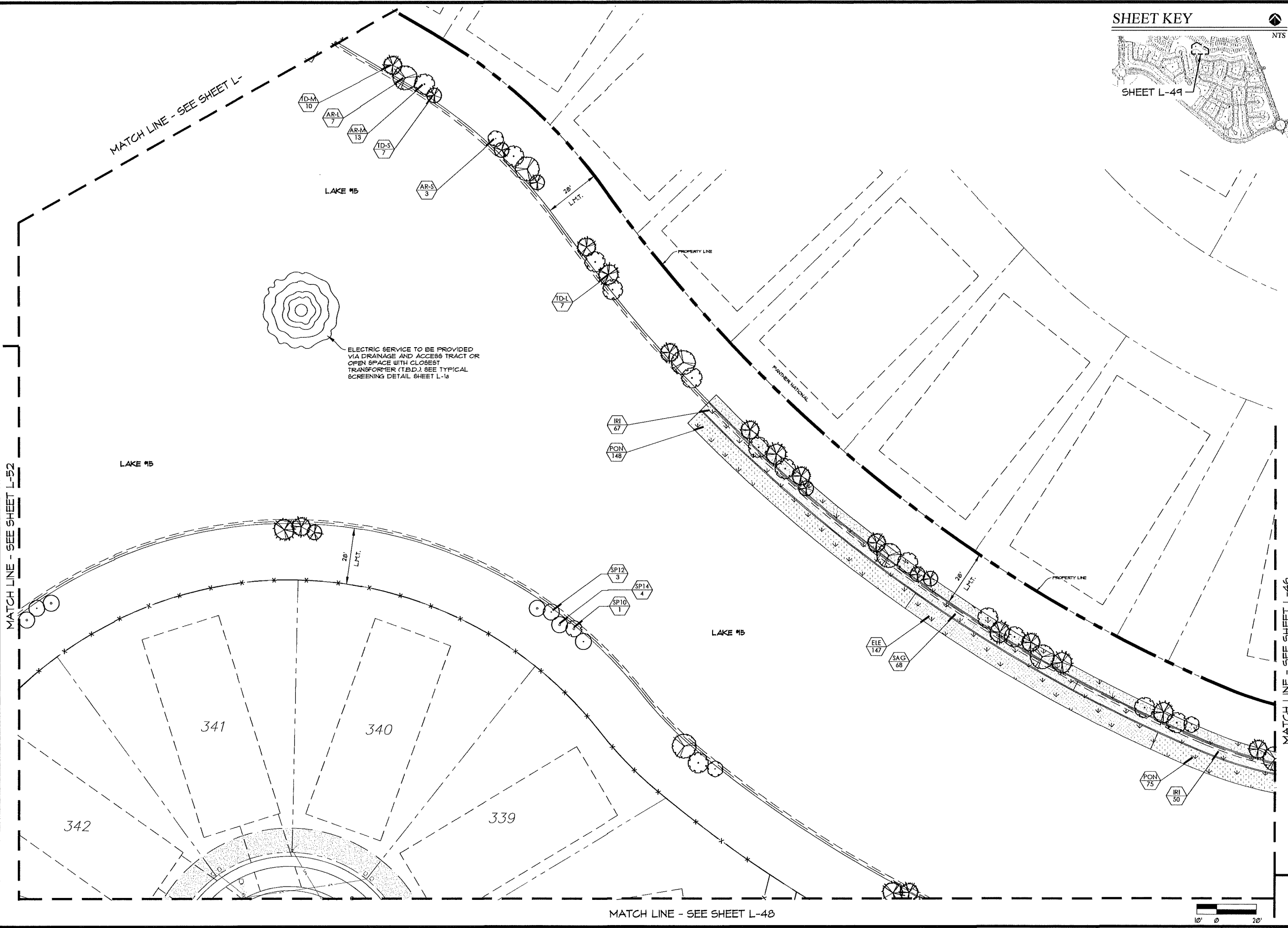
DATE: 6/30/21
DRAWN BY: AJO
JOB NO: 20-148
SCALE: 1"=20'-0"
FILENAME: Avenir L5

REVISIONS:
10/2/21 Resubmittal
3/2/22 Resubmittal
3/28/22 Resubmittal



PLANTING PLAN

SHEET:
L-49



MATCH LINE - SEE SHEET L-51



PARKER-YANNETTE
design group, inc.

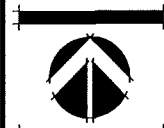
LANDSCAPE ARCHITECTURE
PLANNING • GRAPHICS
4425 Military Trail
Suite 202
Jupiter, Florida 33458

Telephone: (561) 747-5069
Fax: (561) 747-2041
Email: mail@pydg.com
License #LA-0001347

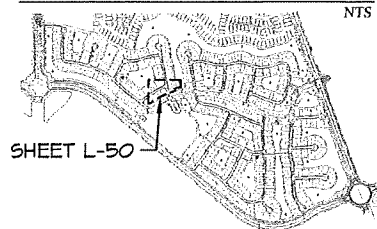
AVENIR - POD 15
PALM BEACH GARDENS, FLORIDA
PLANTING PLAN

DATE: 6-10-21
DRAWN BY: AJO
JOB NO: 20-149
SCALE: 1"=20'-0"
FILENAME: Avenir L6

REVISIONS:
10/6/22 Resubmittal
3/27/22 Resubmittal
3/28/22 Resubmittal



SHEET KEY



PLANTING PLAN

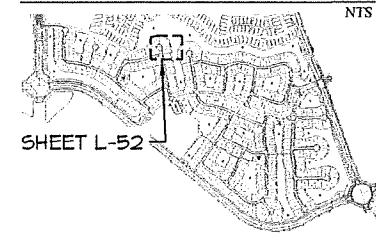
SHEET:
L-50



MATCH LINE - SEE SHEET L-58

MATCH LINE - SEE SHEET L-53

SHEET KEY



PARKER-YANNETTE
design group, inc.

LANDSCAPE ARCHITECTURE
PLANNING • GRAPHICS
4425 Military Trail
Suite 202
Jupiter, Florida 33458

Telephone: (561) 747-5069
Fax: (561) 747-2041
Email: mail@pydg.com
License #L.A-0001347

AVENIR - POD 15 PALM BEACH GARDENS, FLORIDA PLANTING PLAN

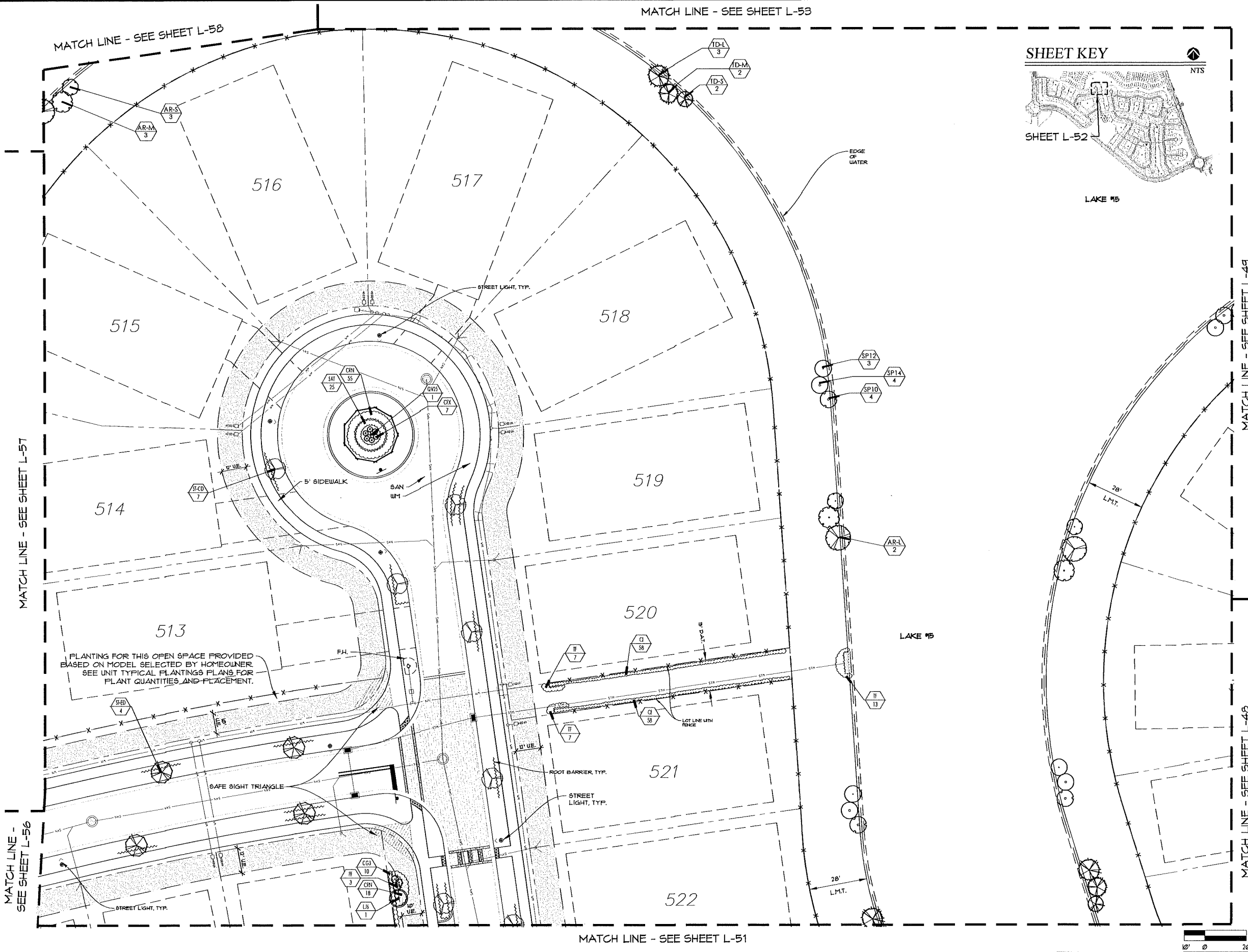
DATE: 6/30/21
DRAIN BY: AJO
JOB NO: 20-148
SCALE: 1"=20'-0"
FILENAME: Avenir L5

REVISIONS:
12/2/21 Residential
3/2/22 Residential
3/2/22 Residential



PLANTING PLAN

SHEET:
L-52



MATCH LINE - SEE SHEET L-57


MATCH LINE - SEE SHEET L-49

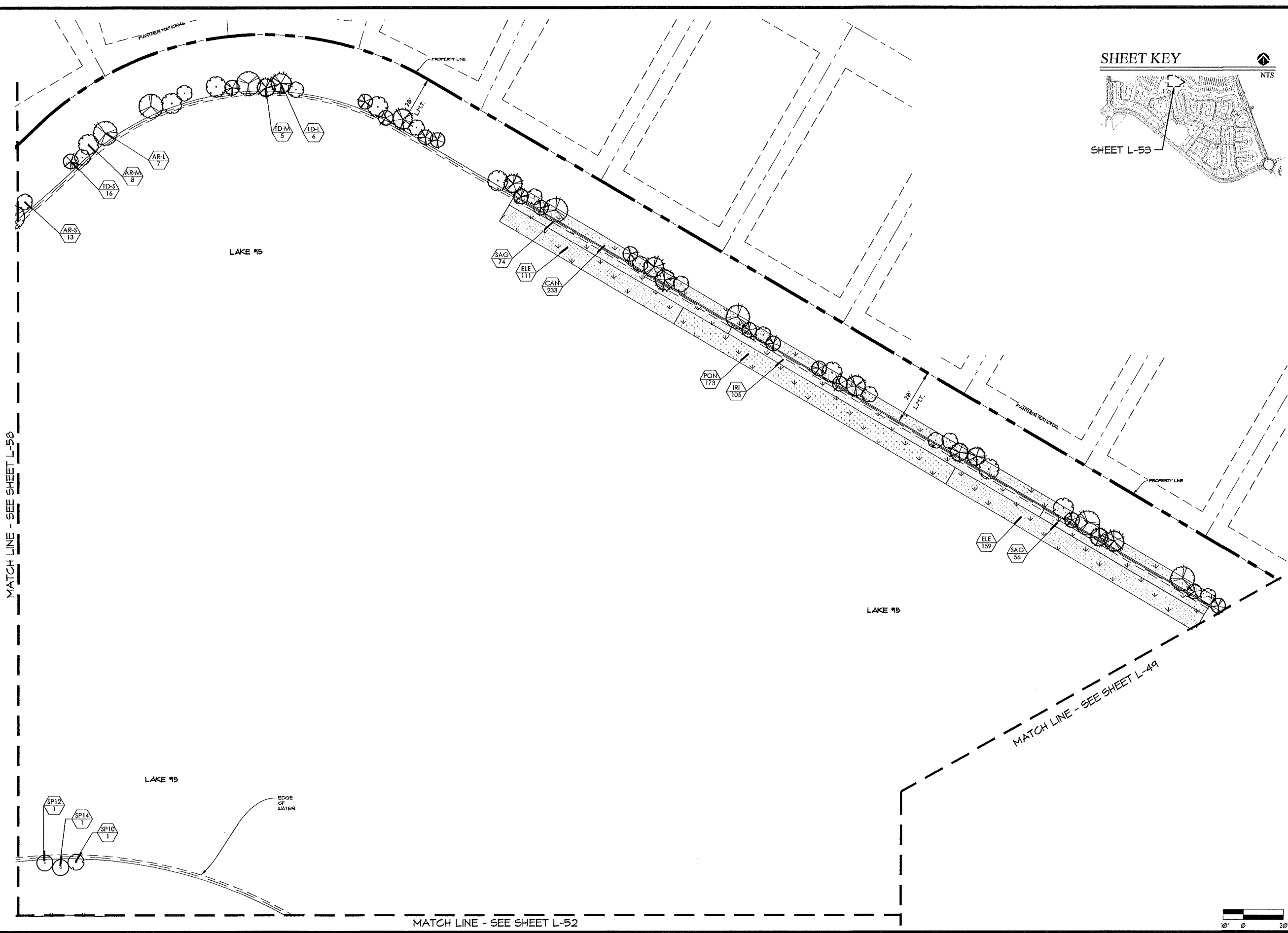
MATCH LINE - SEE SHEET L-48

MATCH LINE - SEE SHEET L-51

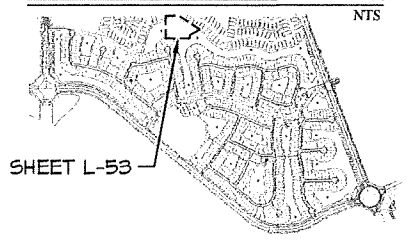
MATCH LINE - SEE SHEET L-56

PLANTING FOR THIS OPEN SPACE PROVIDED
BASED ON MODEL SELECTED BY HOMEOWNER.
SEE UNIT TYPICAL PLANTING PLANS FOR
PLANT QUANTITIES AND PLACEMENT.





SHEET KEY



PARKER-YANNETTE
design group, inc.

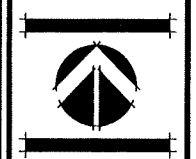
LANDSCAPE ARCHITECTURE
PLANNING • GRAPHICS
4425 Military Trail
Suite 212
Jupiter, Florida 33458

Telephone: (561) 747-5069
Fax: (561) 747-2041
Email: mail@pydg.com
License #LA-0001347

AVENIR - POD 15
FALM BEACH GARDENS, FLORIDA
PLANTING PLAN

DATE: 6/30/21
DRAWN BY: AJO
JOB NO: 20-148
SCALE: 1"=20'-0"
FILENAME: Avenir L5

REVISIONS:
12/6/21 Resubmittal
3/2/22 Resubmittal
3/26/22 Resubmittal



PLANTING PLAN

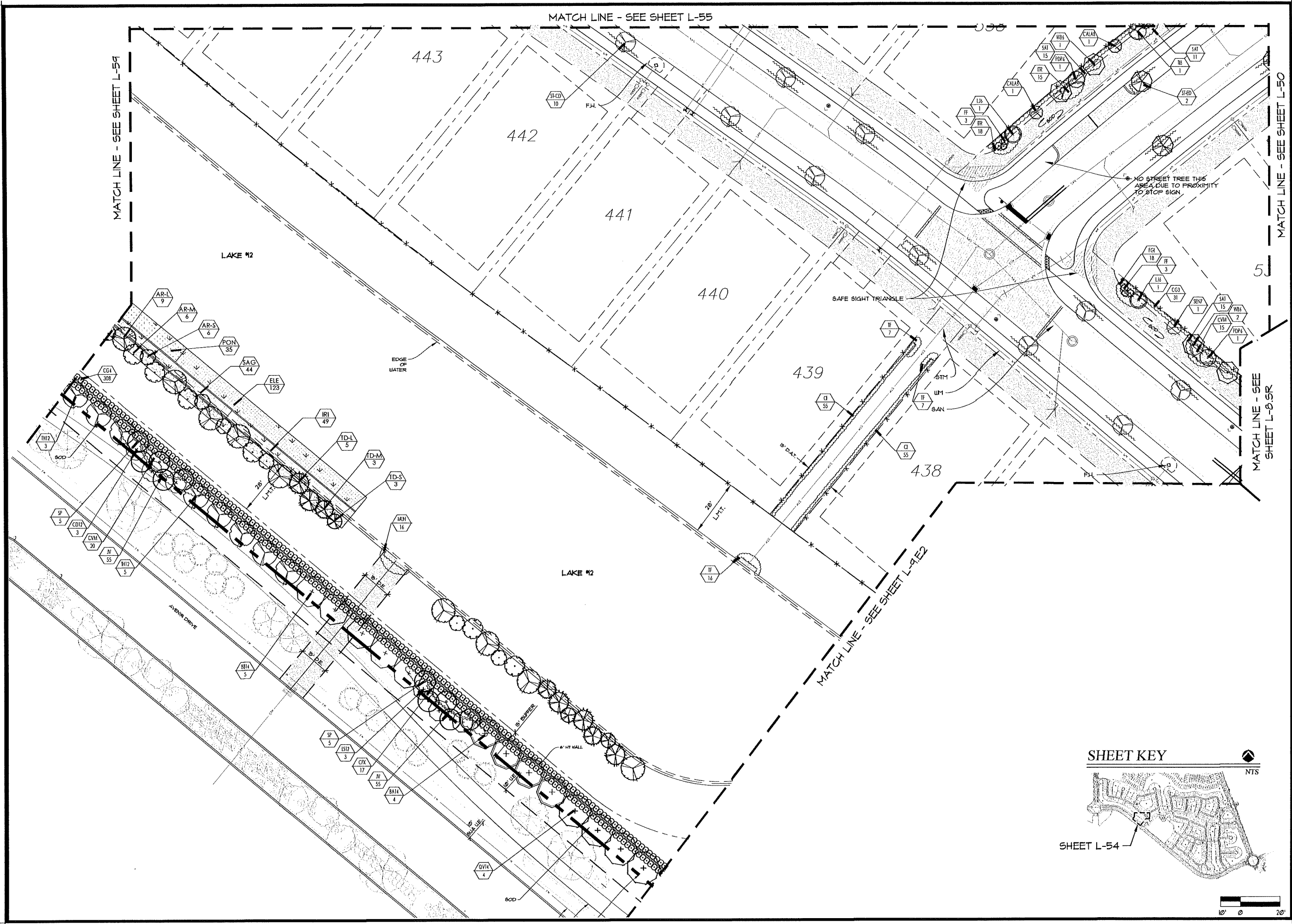
SHEET:
L-53

MATCH LINE - SEE SHEET L-58

MATCH LINE - SEE SHEET L-49

MATCH LINE - SEE SHEET L-52





PARKER-YANNETTE
design group, inc.

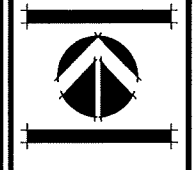
LANDSCAPE ARCHITECTURE
PLANNING • GRAPHICS
4425 Military Trail
Suite 202
Jupiter, Florida 33458

Telephone: (561) 747-5069
Fax: (561) 747-2041
Email: mail@pydg.com
License #LA-0001347

AVENIR - POD 15
PALM BEACH GARDENS, FLORIDA
PLANTING PLAN

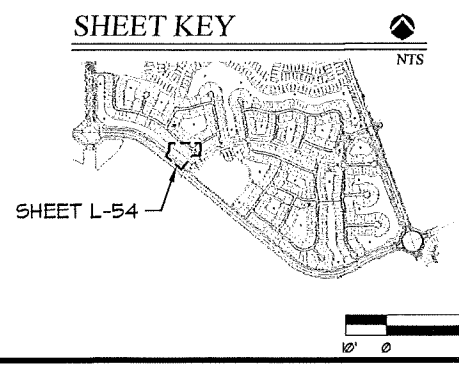
DATE: 6/10/21
DRAIN BY: AJO
JOB NO: 20-149
SCALE: 1"=20'-0"
FILENAME: Avenir L5

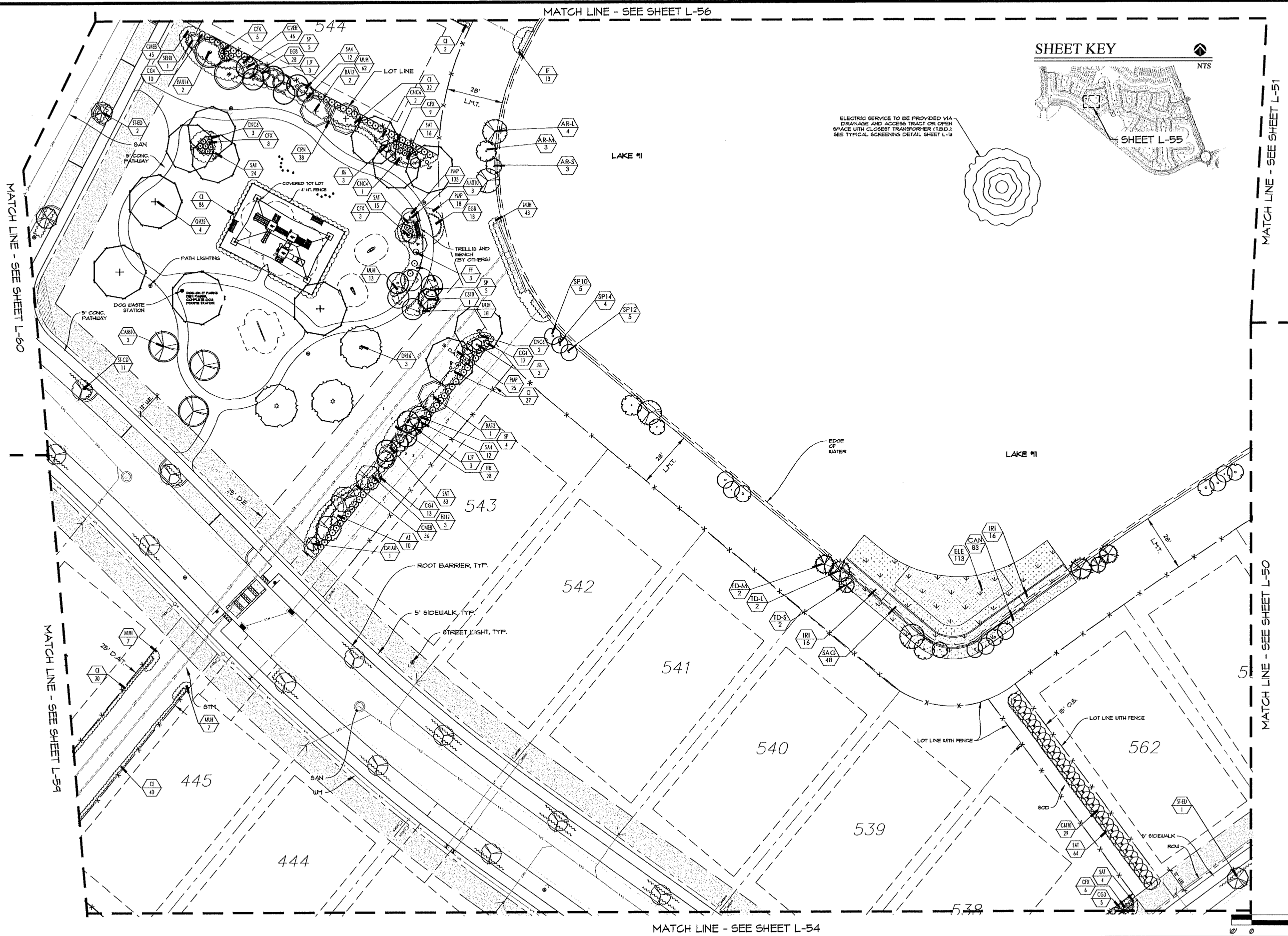
REVISIONS:
1/26/22 Resubmittal
3/2/22 Resubmittal
3/28/22 Resubmittal



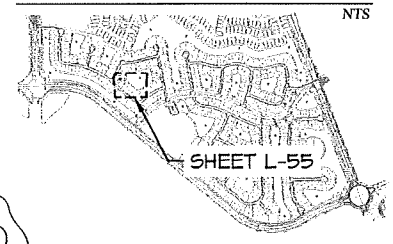
PLANTING PLAN

SHEET:
L-54





SHEET KEY



PARKER-YANNETTE
design group, inc.

LANDSCAPE ARCHITECTURE
PLANNING GRAPHICS
4425 Military Trail
Suite 202
Jupiter, Florida 33458

Telephone: (561) 747-5069
Fax: (561) 747-2041
Email: mail@pydg.com
License #LA-0001347

AVENIR - POD 15
PALM BEACH GARDENS, FLORIDA
PLANTING PLAN

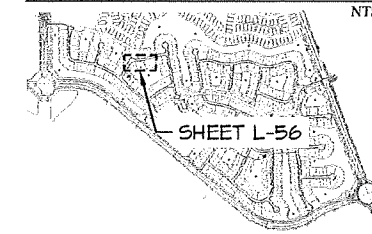
DATE: 6/10/21
DRAWN BY: AJG
JOB NO: 20-149
SCALE: 1"=20'-0"
FILENAME: Avenir_L6

REVISIONS:
1/26/22 Resubmit(1)
3/21/22 Resubmit(1)
3/28/22 Resubmit(1)

PLANTING PLAN

SHEET:
L-55

SHEET KEY



PARKER · YANNETTE
design group, inc.

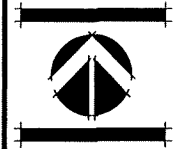
LANDSCAPE ARCHITECTURE
PLANNING · GRAPHICS
4425 Agility Trail
Suite 202
Jupiter, Florida 33458

Telephone: (561) 747-5069
Fax: (561) 747-2041
Email: mail@pydg.com
License #LA-0001347

AVENIR - POD 15
FALM BEACH GARDENS, FLORIDA
PLANTING PLAN


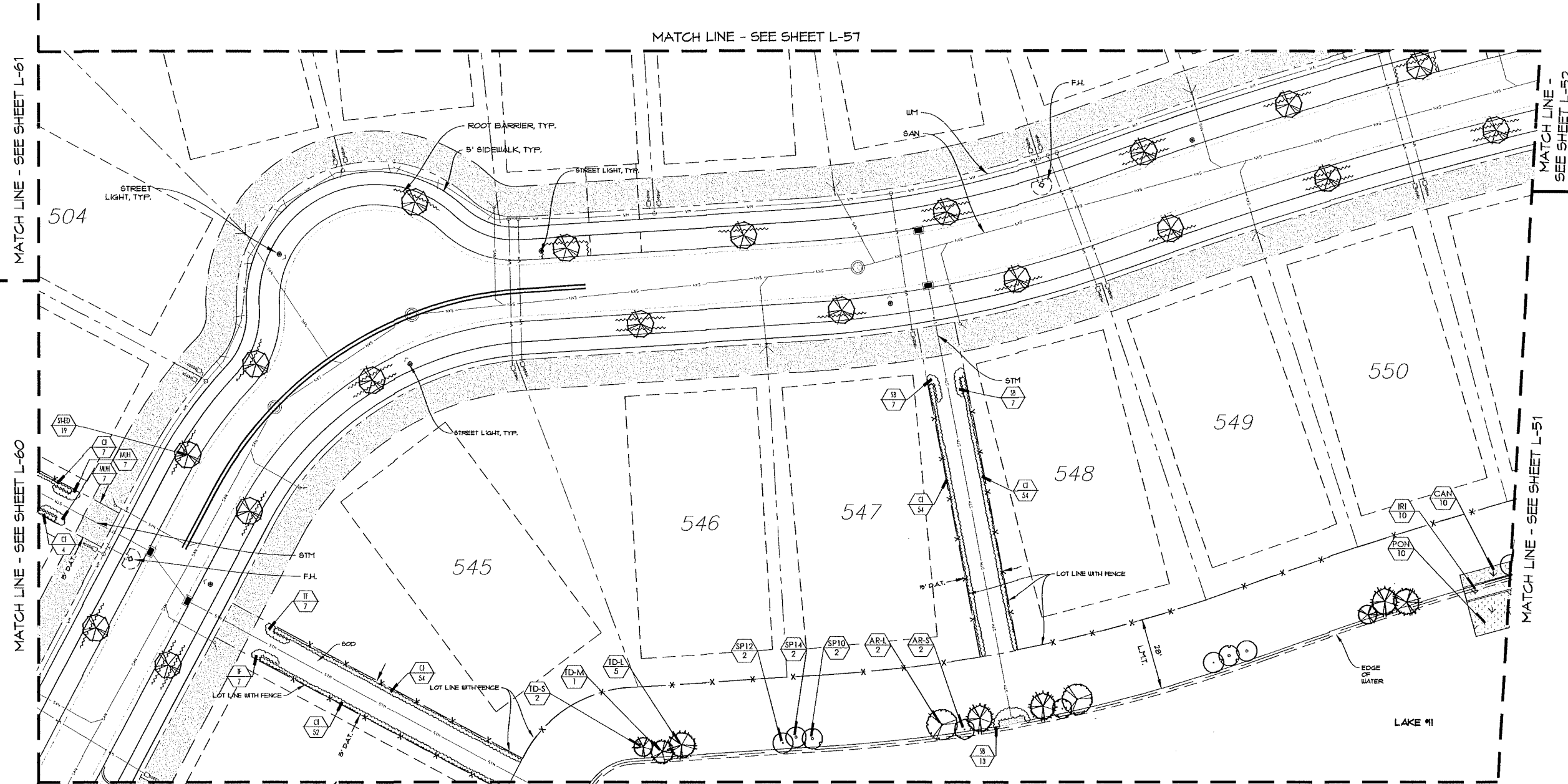
DATE: 6/30/21
DRAIN BY: AJO
JOB NO: 20-149
SCALE: 1"=20'-0"
FILENAME: Avenir L5

REVISIONS:
12/2/21 Residential
3/2/22 Residential
3/28/22 Residential

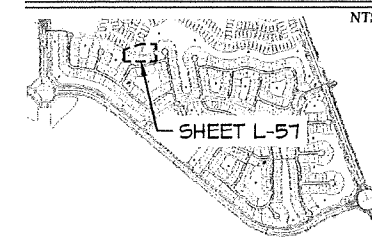


PLANTING PLAN

SHEET:
L-56



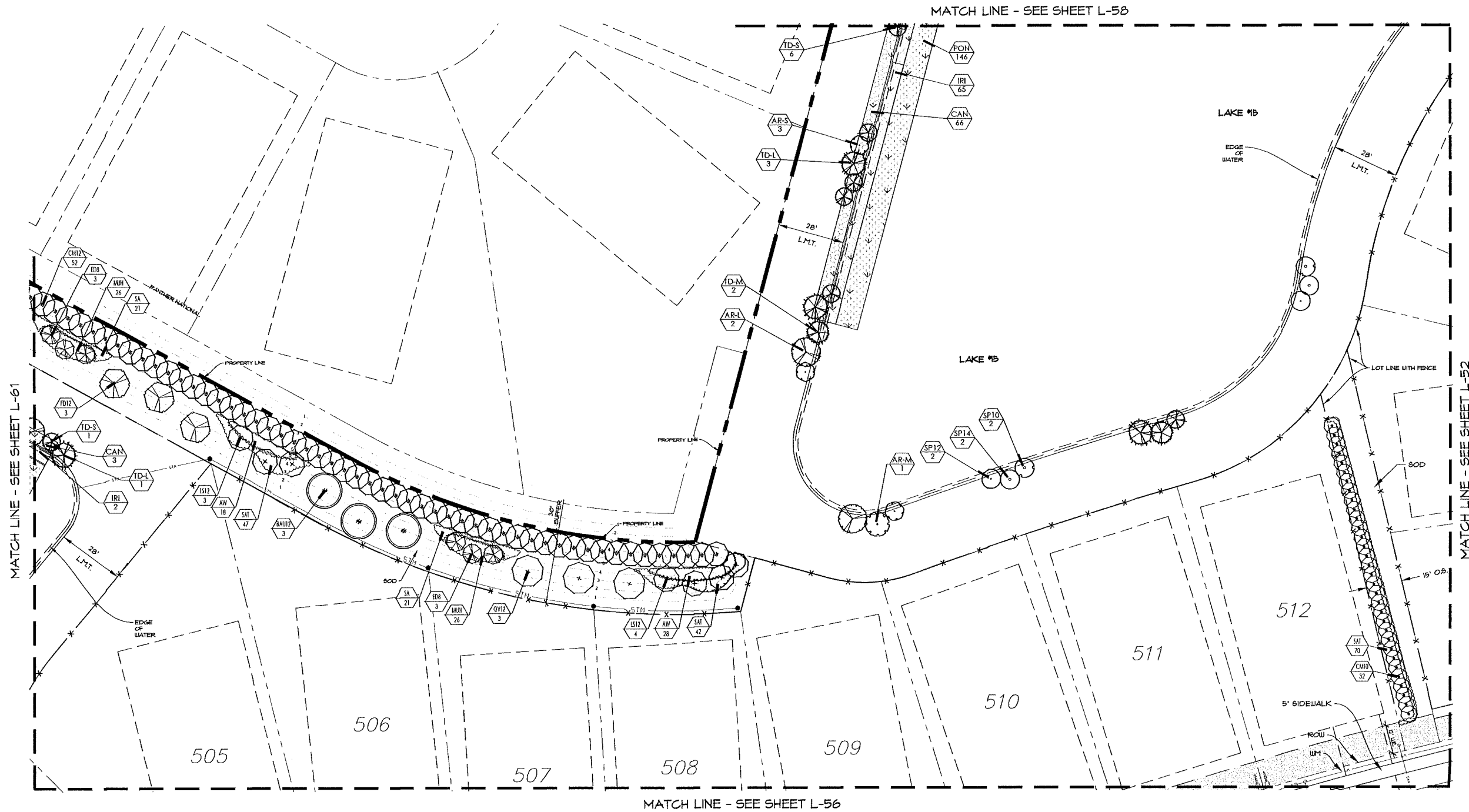
SHEET KEY



PARKER-YANNETTE
design group, inc.

LANDSCAPE ARCHITECTURE
PLANNING GRAPHICS
4425 Military Trail
Suite 202
Jupiter, Florida 33458

Telephone: (561) 747-5069
Fax: (561) 747-2041
Email: mail@pydg.com
License #LA-0001347



AVENIR - POD 15
PALM BEACH GARDENS, FLORIDA
PLANTING PLAN

DATE: 6.30.21
DRAWN BY: AJG
JOB NO: 20-148
SCALE: 1"=20'-0"
FILENAME: Avenir L6

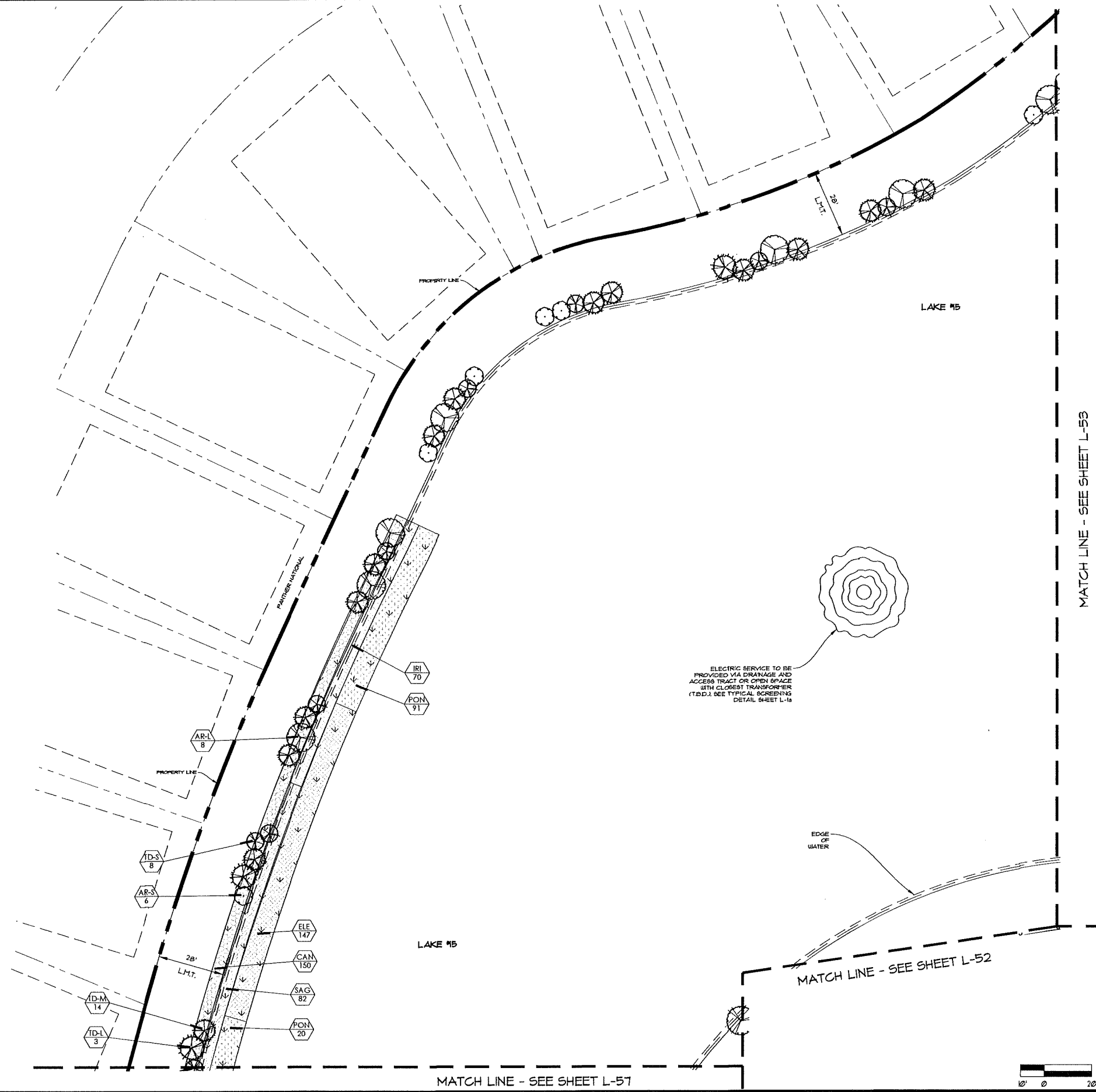
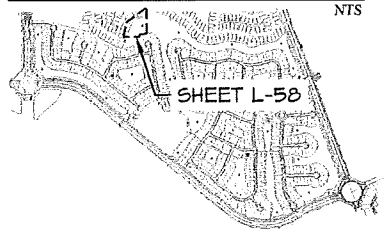
REVISIONS:
10622 Residential
30732 Residential
32022 Residential



PLANTING PLAN

SHEET:
L-57

SHEET KEY



PARKER-YANNETTE
design group, inc.

LANDSCAPE ARCHITECTURE
PLANNING • GRAPHICS
4425 Military Trail
Suite 202
Jupiter, Florida 33458

Telephone: (561) 747-5069
Fax: (561) 747-2041
Email: mail@pydg.com
License #LA-0001347

MATCH LINE - SEE SHEET L-53

AVENIR - POD 15
PALM BEACH GARDENS, FLORIDA
PLANTING PLAN

DATE: 6/10/21
DRAWN BY: AJO
JOB NO: 20-149
SCALE: 1"=20'-0"
FILENAME: Avenir L8

REVISIONS:
12622 Resubmittal
32722 Resubmittal
32822 Resubmittal



PLANTING PLAN

SHEET:
L-58

MATCH LINE - SEE SHEET L-52

MATCH LINE - SEE SHEET L-57



MATCH LINE - SEE SHEET L-60

MATCH LINE - SEE SHEET L-55

MATCH LINE - SEE SHEET L-54

PARKER-YANNETTE
design group, inc.
LANDSCAPE ARCHITECTURE
PLANNING - GRAPHICS
4425 Military Trail
Suite 202
Jupiter, Florida 33458
Telephone: (561) 747-5069
Fax: (561) 747-2041
Email: mail@pydg.com
License #LA-0001347

AVENIR - POD 15
PALM BEACH GARDENS, FLORIDA
PLANTING PLAN


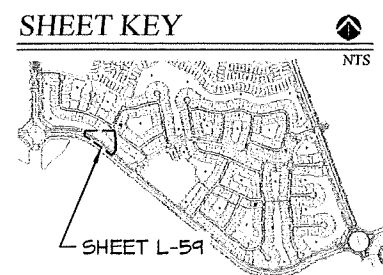
DATE: 6/20/21
DRAWN BY: AJO
JOB NO: 20-149
SCALE: 1"=20'-0"
FILENAME: Avenir L5

REVISIONS:
10/2/21 Resubmittal
3/07/22 Resubmittal
3/28/22 Resubmittal

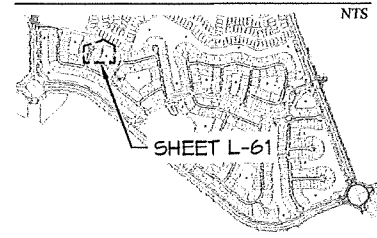


PLANTING PLAN

SHEET:
L-59



SHEET KEY



NTS

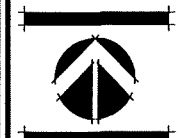


LANDSCAPE ARCHITECTURE
PLANNING • GRAPHICS
4425 Military Trail
Suite 202
Jupiter, Florida 33458
Telephone: (561) 747-5069
Fax: (561) 747-2041
Email: mail@pydg.com
License #LA-0001347

AVENIR - POD 15
PALM BEACH GARDENS, FLORIDA
PLANTING PLAN

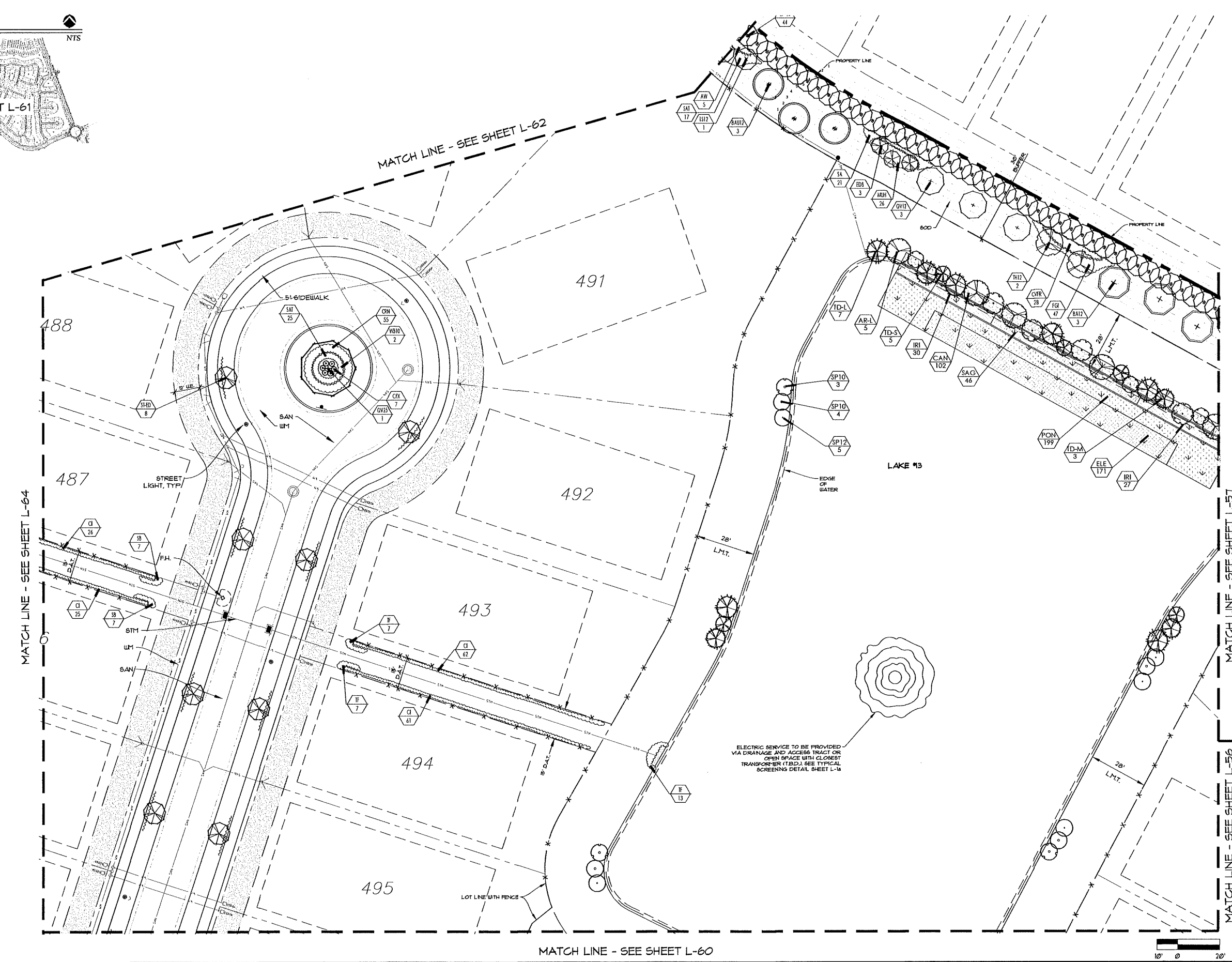
DATE: 6/30/21
DRAWN BY: AJO
JOB NO: 20-149
SCALE: 1"=20'-0"
FILENAME: Avenir L6

REVISIONS:
1/26/22 Resubmittal
3/21/22 Resubmittal
3/26/22 Resubmittal




PLANTING PLAN

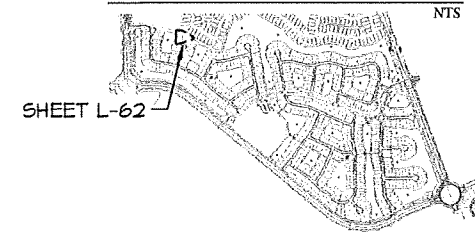
SHEET:
L-61



MATCH LINE - SEE SHEET L-60



SHEET KEY



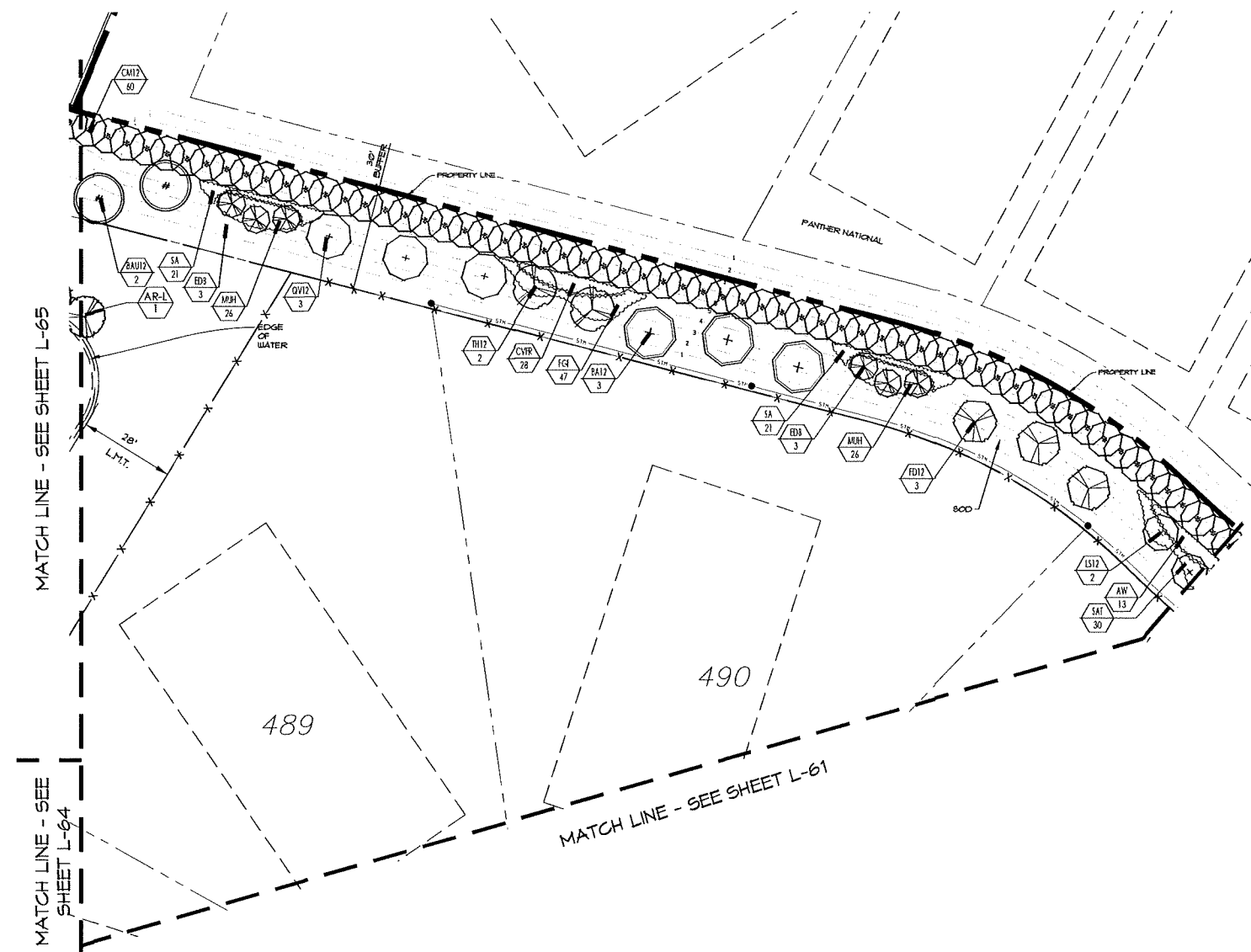
NTS



PARKER-YANNETTE
design group, inc.

LANDSCAPE ARCHITECTURE
PLANNING • GRAPHICS
4425 Military Trail
Suite 202
Jupiter, Florida 33458

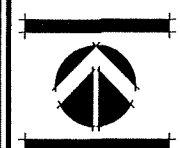
Telephone: (561) 747-5069
Fax: (561) 747-2041
Email: mail@pydg.com
License #LA-0001347



AVENIR - POD 15
PALM BEACH GARDENS, FLORIDA
PLANTING PLAN

DATE: 6/30/21
DRAIN BY: AJO
JOB NO: 20-149
SCALE: 1"=20'-0"
FILENAME: Avenir L5

REVISIONS:
12/6/21 Residential
3/2/22 Residential
3/28/22 Residential

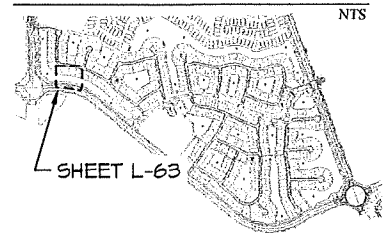


PLANTING PLAN

SHEET:
L-62



SHEET KEY

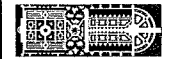


MATCH LINE - SEE SHEET L-64



MATCH LINE - SEE SHEET L-66

MATCH LINE - SEE SHEET L-60



PARKER-YANNETTE
design group, inc.

LANDSCAPE ARCHITECTURE
PLANNING - GRAPHICS
4425 Military Trail
Suite 202
Jupiter, Florida 33458

Telephone: (561) 747-5069
Fax: (561) 747-2041
Email: mail@pydg.com
License #LA-0001347

AVENIR - POD 15
PALM BEACH GARDENS, FLORIDA
PLANTING PLAN

DATE: 6/30/21
DRAWN BY: AJO
JOB NO: 20-149
SCALE: 1"=20'-0"
FILENAME: Avenir L6

REVISIONS:
12/2/21 Residential
3/2/22 Residential
3/28/22 Residential



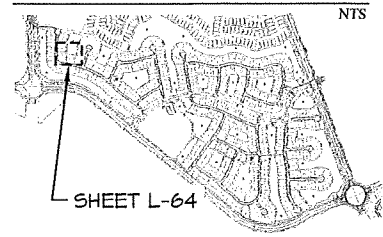
PLANTING PLAN

SHEET:

L-63



SHEET KEY



NTS

MATCH LINE - SEE SHEET L-65



MATCH LINE - SEE SHEET L-67

MATCH LINE - SEE SHEET L-61

MATCH LINE - SEE SHEET L-63

MATCH LINE - SEE SHEET L-60



PARKER-YANNETTE
design group, inc.

LANDSCAPE ARCHITECTURE
PLANNING • GRAPHICS
4425 Military Trail
Suite 202
Jupiter, Florida 33458

Telephone: (561) 747-5069
Fax: (561) 747-2041
Email: mail@pydg.com
License #L.A-0001347

AVENIR - POD 15
PALM BEACH GARDENS, FLORIDA
PLANTING PLAN

DATE: 6/20/21
DRAWN BY: AJO
JOB NO: 20-149
SCALE: 1"=20'-0"
FILENAME: Avenir L5


REVISIONS:
12/6/21 Residential
3/21/22 Residential
3/28/22 Residential



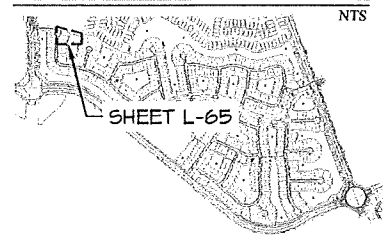
PLANTING PLAN

SHEET:

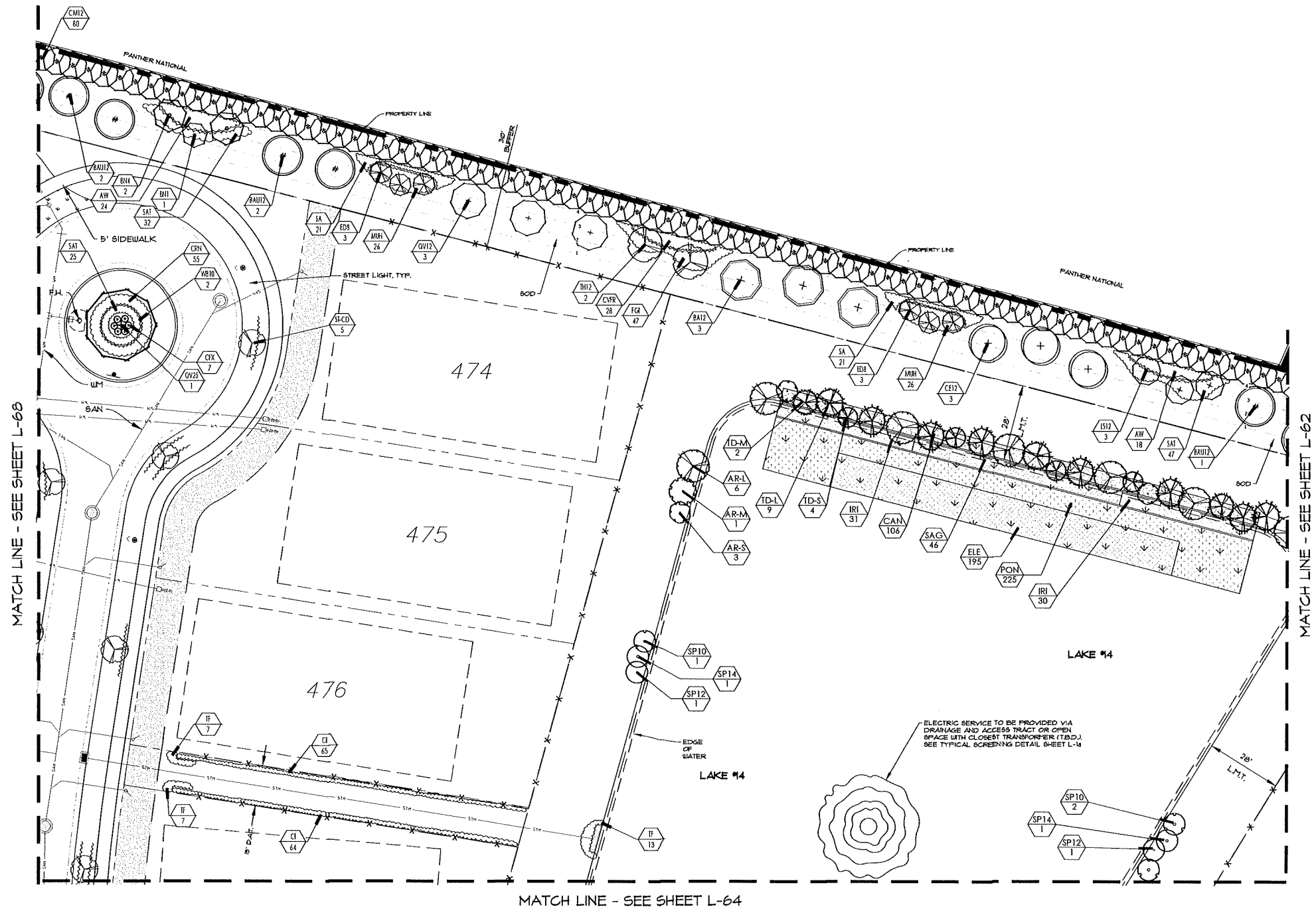
L-64



SHEET KEY



NTS



MATCH LINE - SEE SHEET L-66

MATCH LINE - SEE SHEET L-62

MATCH LINE - SEE SHEET L-64

PARKER • YANNETTE
design group, inc.

LANDSCAPE ARCHITECTURE
PLANNING • GRAPHICS
4425 Military Trail
Suite 202
Jupiter, Florida 33458
Telephone: (561) 747-5069
Fax: (561) 747-2041
Email: mail@pydg.com
License #LA-0001347

AVENIR - POD 15
PALM BEACH GARDENS, FLORIDA
PLANTING PLAN

DATE: 6/18/21
DRAWN BY: AJO
JOB NO.: 20-145
SCALE: 1"=20'-0"
FILENAME: Avenir L5

REVISIONS:
1/20/21 Resubmittal
3/21/21 Resubmittal
3/28/21 Resubmittal

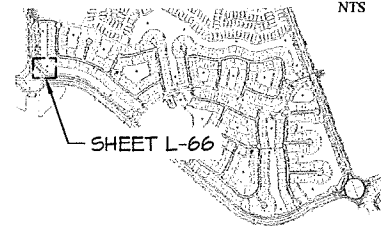


PLANTING PLAN

SHEET:
L-65

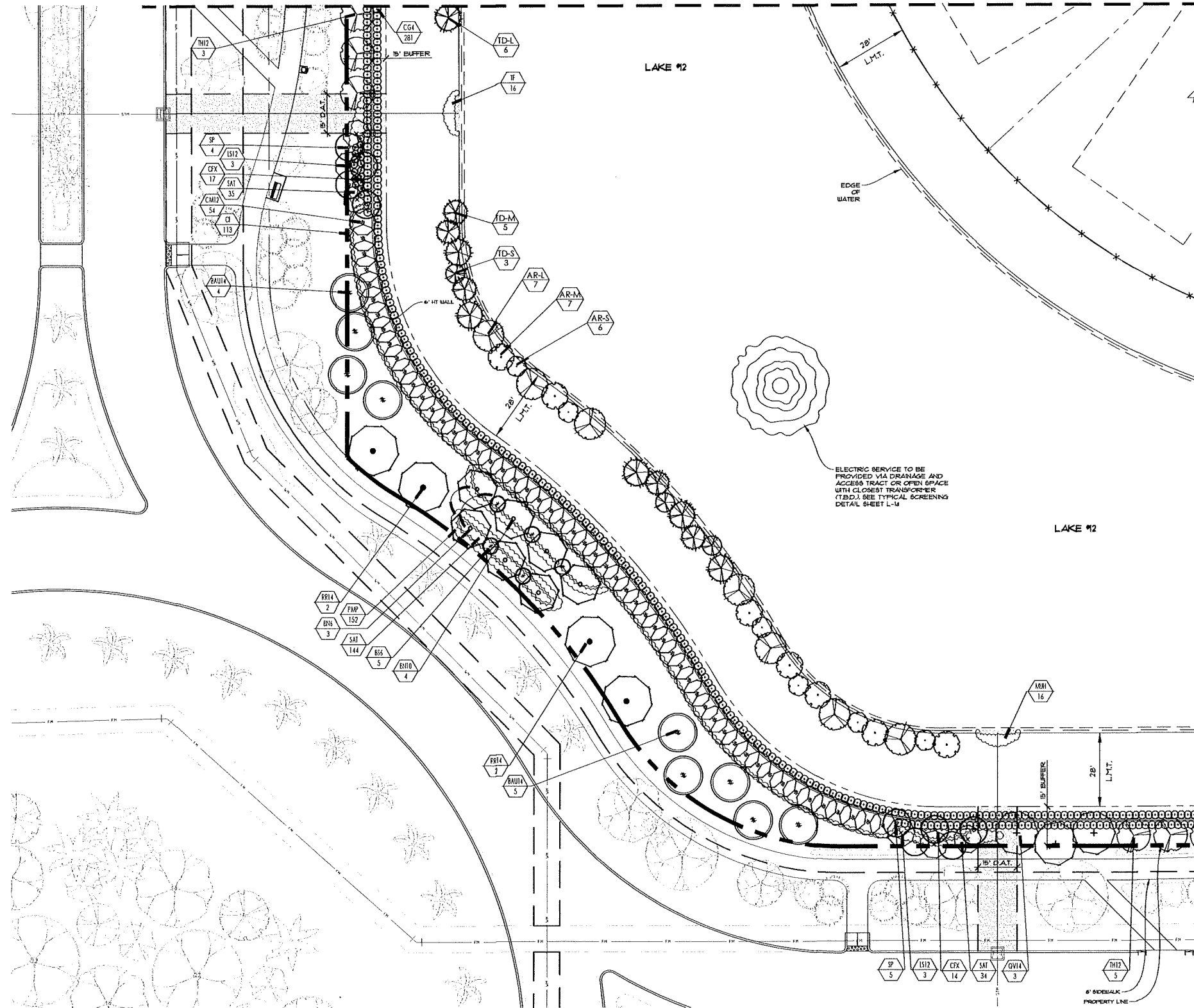


SHEET KEY



NTS

MATCH LINE - SEE SHEET L-67



ELECTRIC SERVICE TO BE PROVIDED VIA ORANGE AND ACCESS TRACT OR OPEN SPACE WITH CLOSEST TRANSFORMER (TBD). SEE TYPICAL SCREENING DETAIL SHEET L-14

MATCH LINE - SEE SHEET L-63



LANDSCAPE ARCHITECTURE
PLANNING • GRAPHICS
4425 Military Trail
Suite 202
Jupiter, Florida 33458

Telephone: (561) 747-5069
Fax: (561) 747-2041
Email: mail@pydg.com
License #L.A-0001347

AVENIR - POD 15
PALM BEACH GARDENS, FLORIDA
PLANTING PLAN

DATE: 6/30/21
DRAWN BY: AJO
JOB NO.: 20-149
SCALE: 1"=20'-0"
FILENAME: Avenir L6


REVISIONS:
12/27 Residential
3/2/22 Residential
3/28/22 Residential



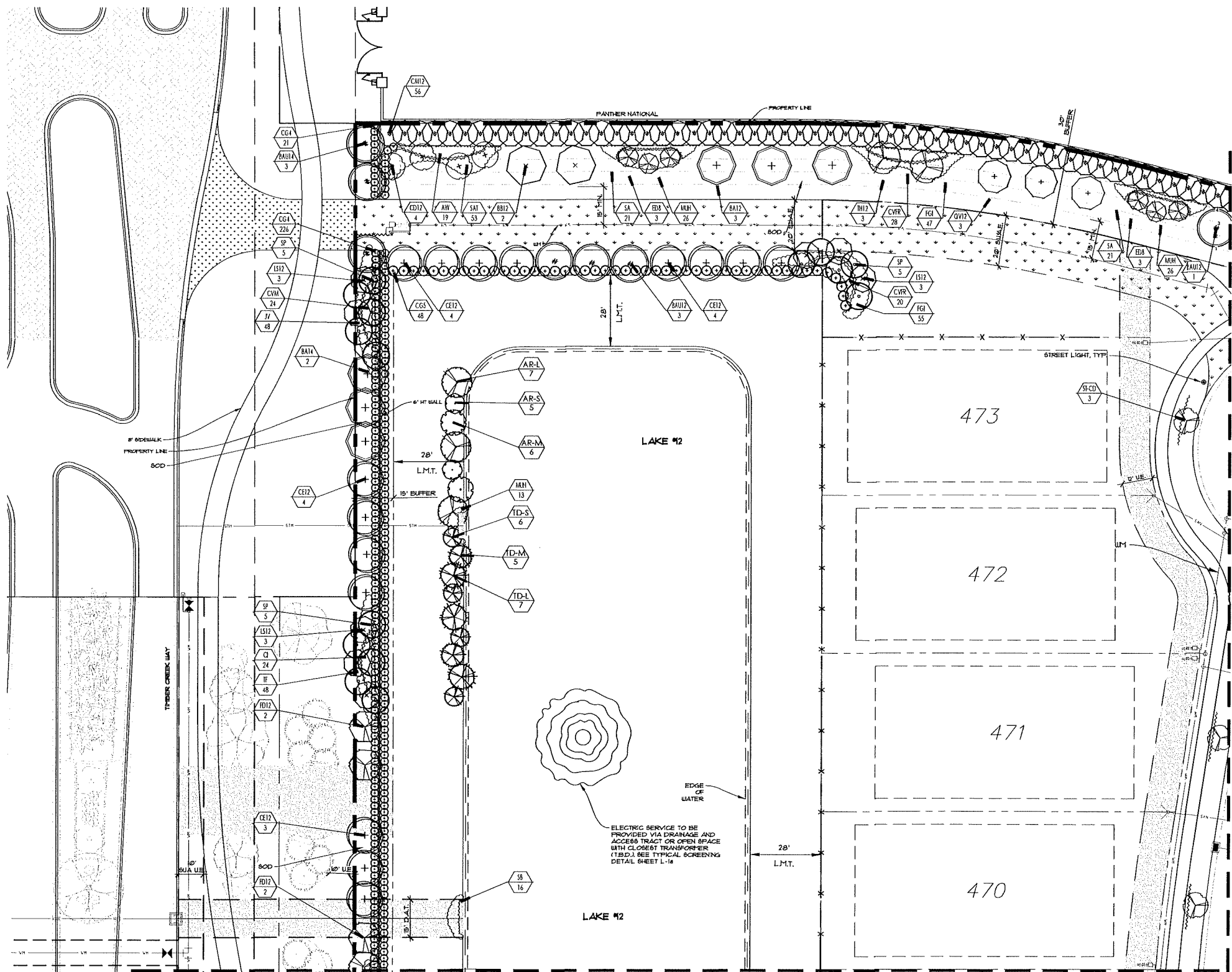
PLANTING PLAN

SHEET:

L-66



SHEET KEY



MATCH LINE - SEE SHEET L-67

MATCH LINE - SEE SHEET L-65

PARKER-YANNETTE
design group, inc.

LANDSCAPE ARCHITECTURE
PLANNING & GRAPHICS
4425 Military Trail
Suite 202
Jupiter, Florida 33458
Telephone: (561) 747-5069
Fax: (561) 747-2041
Email: mail@pydg.com
License #LA-0001347

AVENIR - POD 15
PALM BEACH GARDENS, FLORIDA
PLANTING PLAN


DATE: 6/30/21
DRAWN BY: AJO
JOB NO: 20-149
SCALE: 1"=20'-0"
FILENAME: Avenir L5

REVISIONS:
12/6/21 Resubmittal
3/2/22 Resubmittal
3/28/22 Resubmittal



PLANTING PLAN

SHEET:
L-68



ELECTRIC SERVICE TO BE PROVIDED VIA DRAINAGE AND ACCESS TRACT OR OPEN SPACE WITH CLOSEST TRANSFORMER (T.B.D.) SEE TYPICAL SCREENING DETAIL SHEET L-14